PROPOSED RESIDENTIAL APARTMENTS AND RETAIL
BUILDINGS A, B AND C - COWPER, ROWELL AND EAST STREETS
GRANVILLE NSW 2142

S-96
APPLICATION
17/12/2018

DRAWING SCHEDULE

DWG NO.	REV.	TITLE	SCALE AT A1
DA0.00	G-a	COVER SHEET	AS NOTED
DA0.01	A	AERIAL PHOTO	N.T.S.
DA0.01B	B	CONTEXT PLAN	1:400 AT A1
DA0.02	B	SURVEY PLAN	1:250 AT A1
DA0.03	C	SITE ANALYSIS	1:250 AT A1
DA0.04	C	SITE PLAN	1:250 AT A1
DA0.05	A	BASIX SUMMARY	N.T.S.
DA1.03	H-b	BASEMENT 2 FLOOR PLAN	1:250 AT A1
DA1.04	H-b	BASEMENT 1 FLOOR PLAN	1:250 AT A1
DA1.05	I-b	GROUND FLOOR PLAN	1:250 AT A1
DA1.06	I-a	LEVEL 1 FLOOR PLAN	1:250 AT A1
DA1.07	I-a	LEVEL 2 FLOOR PLAN	1:250 AT A1
DA1.08	I-a	LEVEL 3 FLOOR PLAN	1:250 AT A1
DA1.09	G	LEVEL 4 FLOOR PLAN	1:250 AT A1
DA1.10	F	LEVEL 5-13 FLOOR PLANS	1:250 AT A1
DA1.11	F	LEVEL 14 FLOOR PLAN	1:250 AT A1
DA1.12	F	LEVEL 15-20 FLOOR PLANS	1:250 AT A1
DA1.13	G	ROOF PLAN	1:250 AT A1
DA1.20	D	DETAIL PLAN - PUBLIC DOMAIN 01	1:100 AT A1
DA1.21	D	DETAIL PLAN - PUBLIC DOMAIN 02	1:100 AT A1
DA1.22	D	DETAIL PLAN - PUBLIC DOMAIN 03	1:100 AT A1
DA1.23	D	DETAIL PLAN - PUBLIC DOMAIN 04	1:100 AT A1
DA1.24	D	DETAIL PLAN - PUBLIC DOMAIN 05	1:100 AT A1
DA1.25	B	DETAIL PLAN - PUBLIC DOMAIN 06	1:100 AT A1
DA2.01	E	NORTH - COWPER ST ELEVATION	1:250 AT A1
DA2.02	F	SOUTH - EAST STREET ELEVATION	1:250 AT A1
DA2.03	E	EAST - PUBLIC PARK ELEVATION	1:250 AT A1
DA2.04	E	WEST - ROWELL ST ELEVATION	1:250 AT A1
DA3.01	E	SECTION AA	1:250 AT A1
DA3.02	E	SECTION BB	1:250 AT A1
DA3.03	F	SECTION CC	1:250 AT A1
DA3.04	E	SECTION DD	1:250 AT A1
DA3.05	C	SECTION EE	1:250 AT A1
DA3.06	E	SECTION FF	1:250 AT A1
DA3.07	E	SECTION GG	1:250 AT A1
DA3.08	D	DETAIL SECTION HH AND II	1:50 AT A1
DA3.09	D	DETAIL SECTION JJ AND KK	1:50 AT A1
DA3.10	D	DETAIL SECTION LL AND MM	1:50 AT A1
DA3.11	A	DETAIL SECTION SS AND TT	1:50 AT A1
DA3.12	B	DETAIL SECTION UU AND WW	1:50 AT A1
DA3.13	A	DETAIL SECTION XX AND YY	1:50 AT A1
DA3.14	A	DETAIL SECTION ZZ	1:50 AT A1
DA4.01	A	SHADOW STUDY - MID WINTER	N.T.S.
DA4.02	A	SHADOW STUDY - MID SUMMER	N.T.S.
DA4.03	A	SHADOW IMPACT STUDY - MID WINTER 01	N.T.S.
DA4.04	A	SHADOW IMPACT STUDY - MID WINTER 02	N.T.S.
DA4.05	A	SHADOW IMPACT STUDY - MID WINTER 03	N.T.S.
DA4.06	A	SHADOW IMPACT STUDY - MID WINTER 04	N.T.S.
DA5.01	F	ADAPTABLE UNIT PLANS	1:100 AT A1
DA5.02	F	ADAPTABLE UNIT PLANS	1:100 AT A1
DA6.01	A	PHOTOMONTAGE VIEWS 01	N.T.S.
DA6.02	A	PHOTOMONTAGE VIEWS 02	N.T.S.
DA6.03	B	EXTERIOR FINISHES	N.T.S.
DA7.01	G	GFA DIAGRAMS	1:500 AT A1
DA7.02	D	SEPP65 DIAGRAMS CROSS VENTILATION	1:500 AT A1
DA7.03	C	SEPP65 DIAGRAMS SOLAR ACCESS	1:500 AT A1

CONSULTANTS

ARCHITECT	TEAM 2 ARCHITECTS 701/1 CHANDOS STREET, ST LEONARDS, NSW 2065 CONTACT: RICHARD WEBSTER, 9437 3166
PROJECT MANAGER	MAINWAY PROJECT MANAGEMENT LVL 1 SUITE 3, 10 MALLETT STREET CAMPERDOWN, NSW, 2050 CONTACT: MOSES RUBAL, 1300 885 691
TOWN PLANNER	THINK PLANNERS 9A O'CONNELL STREET, PARRAMATTA, NSW 2150 CONTACT: ADAM BYRNES AND JONATHON WOOD, 9890 8543
TRAFFIC	THE TRANSPORT PLANNING PARTNERSHIP SUITE 402,LEVEL 4, 22 ATCHISON ST ST LEONARDS NSW 2065 CONTACT: KEN HOLLYOAK, 8437 7800
LANDSCAPE	ARCADIA JONES BAY WHARF, LOWER DECK, SUITE 68, 26-32 PIRRAMA ROAD, PYRMONT, NSW 2009 CONTACT: MICHAEL BARNETT, 8571 2900
HERITAGE	NBRS + PARTNERS LEVEL 3, 4 GLEN STREET, MILSONS POINT, NSW 2061 CONTACT: BRAD VALE, 9922 2344
GEOTECHNICAL	DOUGLAS PARTNERS 96 HERMITAGE ROAD, WEST RYDE, NSW 2114 CONTACT: SCOTT EASTON, 0412 975 391
ENVIRONMENTAL	DOUGLAS PARTNERS 96 HERMITAGE ROAD, WEST RYDE, NSW 2114 0414 768 997 CONTACT: DAVID HOLDEN
WASTE MANAGEMENT	FORESITE PO BOX 1008, NORTH SYDNEY, NSW 2060 CONTACT: SCOTT EBSARY, 8003 7270
ACCESSIBILITY	ACCESSIBLE BUILDING SOLUTIONS 124 UPPER WASHINGTON DRIVE, BONNET BAY, NSW 2226 CONTACT: HOWARD MOUTRIE, 9528 0276
ARTS PLANNING	GUPPY AND ASSOCIATES CONTACT: MARLA GUPPY, 0419 206 838
CIVIL + HYDRAULIC	MARCHESE PARTNERS ENGINEERING LEVEL 1, 53 WALKER STREET, NORTH SYDNEY, NSW 2060 CONTACT: PAUL SANCANDI, 9922 4375
QUANTITY SURVEYOR	MMDCC SUITE T5, 101 GEORGE STREET, PARRAMATTA, NSW 2150 CONTACT: MICHAEL DAKHOUL, 9633 9233
BASIX	VICTOR LIN AND ASSOCIATES CONTACT: VICTOR LIN, 0412 988 088
FLOOD MANAGEMENT	S&G CONSULTANTS 113, LEVEL 1, BDG A, 20 LEXINGTON DR, BELLA VISTA, NSW 2153 CONTACT: SAM HADDAD, 8883 4239
SURVEYOR	STRATA SURV LEVEL 1, SUITE 103, 49-51 QUEENS ROAD, FIVE DOCK, NSW 2046 CONTACT: ANTHONY ISHAK, 9712 7111
URBAN DESIGNER	ARCHITECTUS 18, MLC CENTRE, 19 MARTIN PL, SYDNEY NSW 2000 CONTACT: OSCAR STANISH, 9712 7111

DEVELOPMENT DATA

	UNIT MIX							SEPP65			
LEVEL	COMMERCIAL	STUDIO	ONE BED	TWO BED	THREE BED	RES. SUB TOTAL	GFA	CROSS VENT.	SOLAR ACCESS	L.H.A. SILVER	ADAPT.
B2							0	-	-	-	-
B1							0	-	-	-	-
G	13	0	0	0	0	0	3,978	-	-	-	-
1	0	0	20	16	0	36	3,241	22	24	0	0
2	0	0	20	16	0	36	3,195	22	24	0	0
3	0	0	20	16	0	36	3,184	22	24	0	0
4	0	0	10	18	5	33	2,679	22	16	10	6
5	0	0	10	20	4	34	2,745	22	17	10	6
6	0	0	10	20	4	34	2,745	22	17	10	6
7	0	0	10	20	4	34	2,745	22	17	10	6
8	0	0	10	20	4	34	2,745	22	17	10	6
9	0	0	10	20	4	34	2,745	-	17	10	6
10	0	0	10	20	4	34	2,745	-	17	10	6
11	0	0	7	22	4	33	2,745	-	18	10	6
12	0	0	7	22	4	33	2,745	-	18	10	6
13	0	0	7	22	4	33	2,745	-	26	10	6
14	0	0	5	16	4	25	2,100	-	18	4	2
15	0	0	5	16	4	25	2,100	-	18	4	0
16	0	0	5	16	4	25	2,100	-	18	4	0
17	0	0	5	16	4	25	2,100	-	18	4	0
18	0	0	5	16	4	25	2,100	-	18	4	0
19	0	0	5	16	4	25	2,100	-	18	4	0
20	0	0	5	16	4	25	2,100	-	24	0	0
TOTAL	**13**	**0**	**186**	**364**	**69**	**619**	**55,682**	**176**	**384**	**124**	**62**
		0%	**30.0%**	**58.8%**	**11.1%**			**63.5%**	**62.0%**	**20.0%**	**10.0%**

	CAR PARKING			BICYCLE		
PARKING TYPE	RATE	REQUIRED SPACES	PROPOSED SPACES	RATE	REQUIRED SPACES	PROPOSED SPACES
1 BED	0.6	112				
2 BED	0.9	328				
3 BED	1.4	97				
RESIDENTIAL SUBTOTAL		**537**	**537**	1/2 units	**309.5**	**391**
CARSHARE			03			
RES VISITOR*	0.2	**124**				
MINUS 40% SHARED WITH COMMERCIAL		**74**	**58**			
RETAIL	1/60m²	67	74	1/200m²	20.0	
COMMERCIAL SUBTOTAL		**67**	**74**		**20.0**	**25**
TOTAL		**678**	**672**		**329.5**	**416**

*40% OF RESIDENTIAL VISITOR SPACES ARE SHARED WITH THE RETAIL SPACES

SITE CALCULATIONS

FSR			COMMON OPEN SPACE			LANDSCAPE			DEEP SOIL		
SITE m²	GFA m²	FSR X:1	REQUIRED %	PROPOSED m²	PROPOSED %	REQUIRED %	PROPOSED m²	PROPOSED %	REQUIRED %	PROPOSED m²	PROPOSED %
9,950	55,682	5.596	25%	6,030	60.6%	40%	6,541	65.7%	7%	788	7.9%

ADDITIONAL INFORMATION FOR BASIX

BUILDING STRUCTURE:

FLOOR CONSTRUCTION GF:	Post tension concrete slab, nominal 250mm
CONSTRUCTION UPPER FLOORS:	Post tension concrete slab, nominal 250mm
EXTERNAL WALL CONSTRUCTION:	Precast concrete panels with plasterboard internal lining
INTERNAL WALL CONSTRUCTION:	90mm steel framed plasterboard
PARTY WALL CONSTRUCTION:	250mm steel hebel and plasterboard lining
INTERNAL CEILING CONSTRUCTION:	13mm suspended plasterboard ceiling
CEILING UNDER THE ROOF CONSTRUCTION	13mm suspended plasterboard ceiling with insulation *Suspended ceiling under concrete roof provided for insulation.
ROOF CONSTRUCTION:	Concrete roof slab with insulation and gravel/ landscaping
ROOF COLOUR:	Dark

RESIDENTIAL LIGHTING:
Recessed 100mm diameter LED downlights will be installed in all rooms (or name rooms) at a rate of 1 per every 4sq meters of ceiling area.

RESIDENTIAL EXHAUST VENTS:
All kitchen, bathroom and laundry vents are sealed.

SITE LOCATION N.T.S.

PHOTOMONTAGES N.T.S.



1. DIMENSIONS, ANNOTATIONS AND CARPARK ENVELOPES TO FIGURE 5.1 OF AS 2890.1 ADDED TO CARPARKING LAYOUTS. BICYCLE PARKING ANNOTATED AS BP
2. GENERALLY TANDEM CAR PARK WHEELSTOPS UPDATED
3. GENERALLY RAMPS UPDATED TO REFLECT GROUND CLEARANCE ASSESSMENT

KEY TO ARCHITECTURAL DRAWINGS:

1. Architectural drawings shall be read in conjunction with other consultant drawings and specifications. Any discrepancies shall be referred to team 2 architects before proceeding with work.
2. All dimensions and levels are in millimeters unless noted otherwise. No dimension shall be obtained by scaling the drawing.
3. All dimensions to be checked on site with any discrepancies referred to team 2 architects before proceeding with work.
4. All work to be carried out in accordance with the requirements of the principal certifying authority, current ncc & australian standards.

©Copyright Team 2 Architects
This drawing is protected by copyright. All right are reserved. Unless permitted under the Copyright Act 1968. No part of this drawing may in any form or by any means be reproduced, published, broadcast or transmitted without the prior written permission of the copyright owner. Please Note: If the status of this drawing is not signed off For Construction it may be subject to change, alteration or amendment at the discretion of Team 2 Architects. If so, Team 2 Architects is not liable for any loss, damage, harm or injury whether special, consequential, direct or indirect, suffered by you or any other person as a result of your use of this drawing for construction purposes.

REVISION	DATE	DESCRIPTION	BY
A	2016.07.06	DEVELOPMENT APPLICATION	LP
B	2016.11.10	REQUEST FOR ADDITIONAL INFORMATION	LP
C	2016.12.20	REQUEST FOR ADDITIONAL INFORMATION	LP
D	2017.02.03	INCORPORATED REVISED HYD. ENG. INFO	LP
E	2017.12.01	SECTION 96	PS
F	2018.05.14	SECTION 96	PS
G	2018.06.22	SECTION 96 - 2	PS
H	2018.11.05	REQUEST FOR ADDITIONAL INFORMATION	KD
H-a	2018.12.12	REQUEST FOR ADDITIONAL INFORMATION	KD
H-b	2018.12.14	REQUEST FOR ADDITIONAL INFORMATION	KD

TEAM2 ARCHITECTS
SYDNEY
701/1 Chandos Street
St Leonards NSW 2065
T: + 61 2 9437 3166
E: info@team2.com.au
REG NSW: 9940

MELBOURNE
313/737 Burwood Road
Hawthorn East VIC 3123
ABN: 72 104 833 507
REG VIC: 19340

TN MN

0 1 2 3 4 5 10

CLIENT
BSDSG

PROJECT
GRANVILLE PLACE

DRAWING TITLE
BASEMENT 2 FLOOR PLAN

SCALE	DATE	DRAWN	CHECKED
1:250 AT A1 1:500 AT A3	05/11/2018	LP	KD

JOB	DRAWING	REVISION
16007	DA1.03	H-b

1. DIMENSIONS, ANNOTATIONS AND CARPARK ENVELOPES TO FIGURE 5.1 OF AS 2890.1 ADDED TO CARPARKING LAYOUTS.
   BICYCLE PARKING ANNOTATED AS BP
2. FOLD DOWN BOLLARDS ADDED TO RESIDENTIAL CAR PARKING SPACES ONLY
3. CAR PARKING SPACES RE-ALLOCATED TO CARSHARE
4. GENERALLY RAMPS UPDATED TO REFLECT GROUND CLEARANCE ASSESSMENT

KEY TO ARCHITECTURAL DRAWINGS:

1. Architectural drawings shall be read in conjunction with other consultant drawings and specifications. Any discrepancies shall be referred to team 2 architects before proceeding with work.
2. All dimensions and levels are in millimeters unless noted otherwise. No dimension shall be obtained by scaling the drawing.
3. All dimensions to be checked on site with any discrepancies referred to team 2 architects before proceeding with work.
4. All work to be carried out in accordance with the requirements of the principal certifying authority, current ncc & australian standards.

©Copyright Team 2 Architects
This drawing is protected by copyright. All right are reserved. Unless permitted under the Copyright Act 1968. No part of this drawing may in any form or by any means be reproduced, published, broadcast or transmitted without the prior written permission of the copyright owner. Please Note: If the status of this drawing is not signed off For Construction it may be subject to change, alteration or amendment at the discretion of Team 2 Architects. If so, Team 2 Architects is not liable for any loss, damage, harm or injury whether special, consequential, direct or indirect, suffered by you or any other person as a result of your use of this drawing for construction purposes.

REVISION	DATE	DESCRIPTION	BY
A	2016.07.06	DEVELOPMENT APPLICATION	LP
B	2016.11.10	REQUEST FOR ADDITIONAL INFORMATION	LP
C	2016.12.20	REQUEST FOR ADDITIONAL INFORMATION	LP
D	2017.02.03	INCORPORATED REVISED HYD. ENG. INFO	LP
E	2017.12.01	SECTION 96	PS
F	2018.03.18	SECTION 96	PS
G	2018.07.12	SECTION 96 - 2	SD
H	2018.11.05	REQUEST FOR ADDITIONAL INFORMATION	KD
H-a	2018.12.12	REQUEST FOR ADDITIONAL INFORMATION	KD
H-b	2018.12.14	REQUEST FOR ADDITIONAL INFORMATION	KD

TEAM 2 ARCHITECTS
SYDNEY
701/1 Chandos Street
St Leonards NSW 2065
T: + 61 2 9437 3166
E: info@team2.com.au
REG NSW: 9940
MELBOURNE
313/737 Burwood Road
Hawthorn East VIC. 3123
ABN: 72 104 833 507
REG VIC: 19340

TN MN

0 1 2 3 4 5 10

CLIENT
BSDSG

PROJECT
GRANVILLE PLACE

DRAWING TITLE
BASEMENT 1 FLOOR PLAN

SCALE	DATE	DRAWN	CHECKED
1:250 AT A1 1:500 AT A3	05/11/2018	LP	KD
JOB	DRAWING		REVISION
16007	DA1.04		H-b

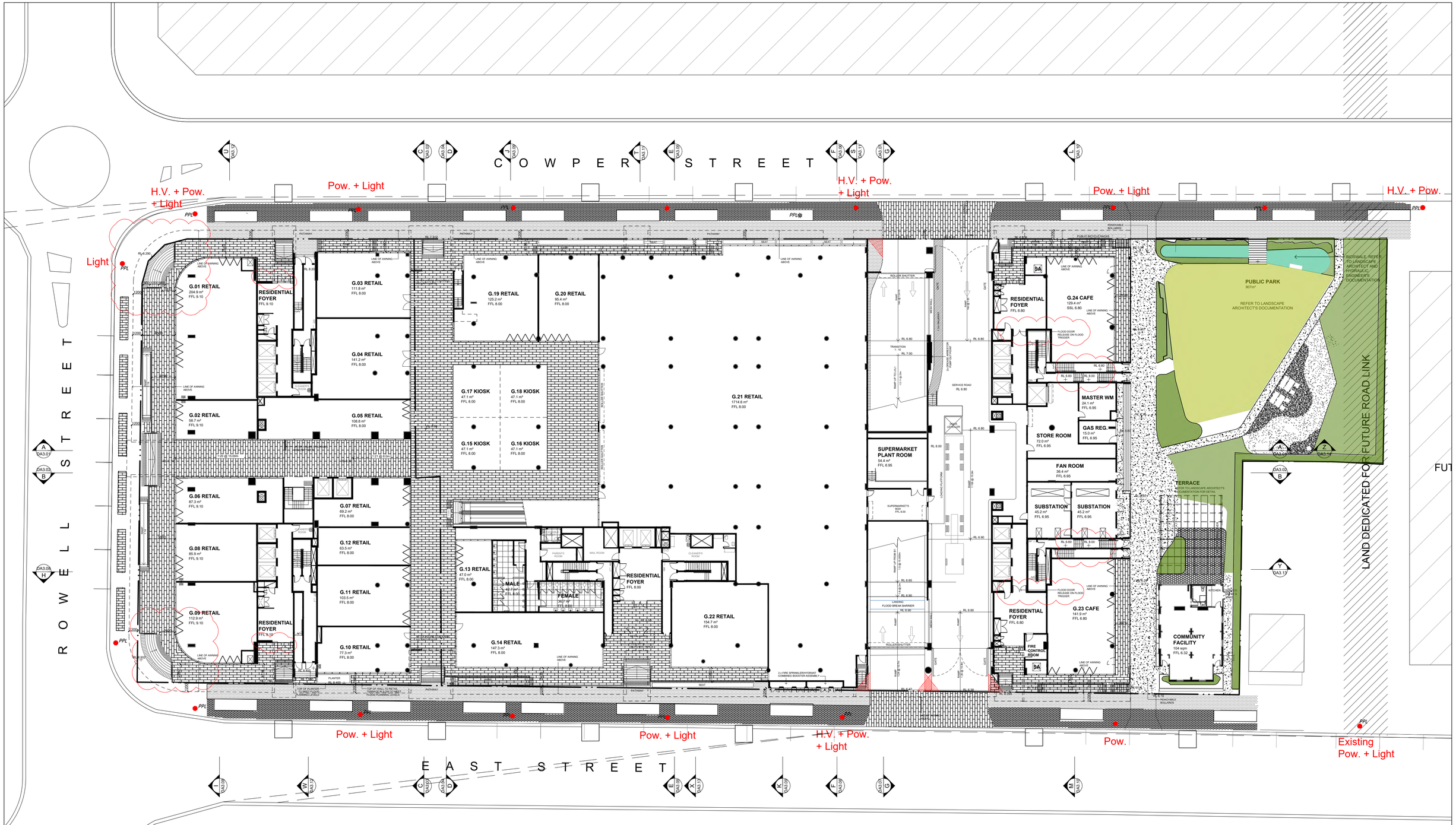

1. GENERALLY RAMPS UPDATED TO REFLECT GROUND CLEARANCE ASSESSMENT

KEY TO ARCHITECTURAL DRAWINGS:

1. Architectural drawings shall be read in conjunction with other consultant drawings and specifications. Any discrepancies shall be referred to team 2 architects before proceeding with work.
2. All dimensions and levels are in millimeters unless noted otherwise. No dimension shall be obtained by scaling the drawing.
3. All dimensions to be checked on site with any discrepancies referred to team 2 architects before proceeding with work.
4. All work to be carried out in accordance with the requirements of the principal certifying authority, current ncc & australian standards.

©Copyright Team 2 Architects
This drawing is protected by copyright. All right are reserved. Unless permitted under the Copyright Act 1968. No part of this drawing may in any form or by any means be reproduced, published, broadcast or transmitted without the prior written permission of the copyright owner. Please Note: If the status of this drawing is not signed off For Construction it may be subject to change, alteration or amendment at the discretion of Team 2 Architects. If so, Team 2 Architects is not liable for any loss, damage, harm or injury whether special, consequential, direct or indirect, suffered by you or any other person as a result of your use of this drawing for construction purposes.

REVISION	DATE	DESCRIPTION	BY
A	2016.07.06	DEVELOPMENT APPLICATION	LP
B	2016.08.24	REVISED WINDOW SIZES TO MEET BASIX REQUIREMENTS	LP
C	2016.11.10	REQUEST FOR ADDITIONAL INFORMATION	LP
D	2016.11.25	REQUEST FOR ADDITIONAL INFORMATION	LP
E	2016.12.20	REQUEST FOR ADDITIONAL INFORMATION	LP
F	2017.12.01	SECTION 96	PS
G	2018.05.14	SECTION 96	PS
H	2018.06.22	SECTION - 2	PS
I	2018.11.07	REQUEST FOR ADDITIONAL INFORMATION	SO
I-a	2018.12.12	REQUEST FOR ADDITIONAL INFORMATION	SO
I-b	2018.12.14	REQUEST FOR ADDITIONAL INFORMATION	SO

TEAM 2 ARCHITECTS
SYDNEY
70/1/1 Chandos Street
St Leonards NSW 2065
T: + 61 2 9437 3166
E: info@team2.com.au
REG NSW: 9940
MELBOURNE
313/737 Burwood Road
Hawthorn East VIC 3123
ABN: 72 104 833 507
REG VIC: 19340

TN MN

0 1 2 3 4 5 10

CLIENT
BSDSG

PROJECT
GRANVILLE PLACE

DRAWING TITLE
GROUND FLOOR PLAN

SCALE	DATE	DRAWN	CHECKED
1:250 AT A1 1:500 AT A3	17/06/2016	SO	KD
JOB 16007	DRAWING DA1.05		REVISION I-b

1. GLAZING TO SOUTH FACING PODIUM UNITS AS PER BASIX REQUIREMENTS
2. DIMENSIONS, ANNOTATIONS AND CARPARK ENVELOPES TO FIGURE 5.1 OF AS 2890.1 ADDED TO CARPARKING LAYOUTS
3. BICYCLE PARKING ANNOTATED VIS BP
4. GENERALLY TANDEM CAR PARK WHEELSTOPS UPDATED

KEY TO ARCHITECTURAL DRAWINGS:

1. Architectural drawings shall be read in conjunction with other consultant drawings and specifications. Any discrepancies shall be referred to team 2 architects before proceeding with work.
2. All dimensions and levels are in millimeters unless noted otherwise. No dimension shall be obtained by scaling the drawing.
3. All dimensions to be checked on site with any discrepancies referred to team 2 architects before proceeding with work.
4. All work to be carried out in accordance with the requirements of the principal certifying authority, current ncc & australian standards.

©Copyright Team 2 Architects
This drawing is protected by copyright. All right are reserved. Unless permitted under the Copyright Act 1968. No part of this drawing may in any form or by any means be reproduced, published, broadcast or transmitted without the prior written permission of the copyright owner. Please Note: If the status of this drawing is not signed off For Construction it may be subject to change, alteration or amendment at the discretion of Team 2 Architects. If so, Team 2 Architects is not liable for any loss, damage, harm or injury whether special, consequential, direct or indirect, suffered by you or any other person as a result of your use of this drawing for construction purposes.

REVISION	DATE	DESCRIPTION	BY
A	2016.07.06	DEVELOPMENT APPLICATION	LP
B	2016.08.24	REVISED WINDOW SIZES TO MEET BASIX REQUIREMENTS	LP
C	2016.11.10	REQUEST FOR ADDITIONAL INFORMATION	LP
D	2016.11.25	REQUEST FOR ADDITIONAL INFORMATION	LP
E	2016.12.20	REQUEST FOR ADDITIONAL INFORMATION	LP
F	2017.12.01	SECTION 96	PS
G	2018.05.14	SECTION 96	PS
H	2018.06.21	SECTION 96 - 2	PS
I	2018.11.05	REQUEST FOR ADDITIONAL INFORMATION	KD
I-a	2018.12.05	REQUEST FOR ADDITIONAL INFORMATION	KD

TEAM 2 ARCHITECTS
SYDNEY
70/11 Chandos Street
St Leonards NSW 2065
T: + 61 2 9437 3166
E: info@team2.com.au
REG NSW: 9940
MELBOURNE
313/737 Burwood Road
Hawthorn East VIC 3123
ABN: 72 104 833 507
REG VIC: 19340

TN NM

0 1 2 3 4 5 10

CLIENT
BSDSG

PROJECT
GRANVILLE PLACE

DRAWING TITLE
LEVEL 1 FLOOR PLAN

SCALE	DATE	DRAWN	CHECKED
1:250 AT A1 1:500 AT A3	05/11/2018	LP	KD
JOB	DRAWING		REVISION
16007	DA1.06		I-a

1. GLAZING TO SOUTH FACING PODIUM UNITS AS PER BASIX REQUIREMENTS
2. DIMENSIONS, ANNOTATIONS AND CARPARK ENVELOPES TO FIGURE 5.1 OF AS 2890.1 ADDED TO CARPARKING LAYOUTS
   BICYCLE PARKING ANNOTATED AS BP
3. GENERALLY TANDEM CAR PARK WHEELSTOPS UPDATED

KEY TO ARCHITECTURAL DRAWINGS:

1. Architectural drawings shall be read in conjunction with other consultant drawings and specifications. Any discrepancies shall be referred to team 2 architects before proceeding with work.
2. All dimensions and levels are in millimeters unless noted otherwise. No dimension shall be obtained by scaling the drawing.
3. All dimensions to be checked on site with any discrepancies referred to team 2 architects before proceeding with work.
4. All work to be carried out in accordance with the requirements of the principal certifying authority, current ncc & australian standards.

©Copyright Team 2 Architects
This drawing is protected by copyright. All right are reserved. Unless permitted under the Copyright Act 1968. No part of this drawing may in any form or by any means be reproduced, published, broadcast or transmitted without the prior written permission of the copyright owner. Please Note: If the status of this drawing is not signed off For Construction it may be subject to change, alteration or amendment at the discretion of Team 2 Architects. If so, Team 2 Architects is not liable for any loss, damage, harm or injury whether special, consequential, direct or indirect, suffered by you or any other person as a result of your use of this drawing for construction purposes.

REVISION	DATE	DESCRIPTION	BY
A	2016.07.06	DEVELOPMENT APPLICATION	LP
B	2016.08.24	REVISED WINDOW SIZES TO MEET BASIX REQUIREMENTS	LP
C	2016.11.10	REQUEST FOR ADDITIONAL INFORMATION	LP
D	2016.11.25	REQUEST FOR ADDITIONAL INFORMATION	LP
E	2016.12.20	REQUEST FOR ADDITIONAL INFORMATION	LP
F	2017.08.11	SECTION 96	PS
G	2018.05.14	SECTION 96	PS
H	2018.06.21	SECTION 96 - 2	PS
I	2018.11.05	REQUEST FOR ADDITIONAL INFORMATION	KD
I-a	2018.12.05	REQUEST FOR ADDITIONAL INFORMATION	KD

TEAM 2 ARCHITECTS
SYDNEY
701/1 Chandos Street
St Leonards NSW 2065
T: + 61 2 9437 3166
E: info@team2.com.au
REG NSW: 9940
MELBOURNE
313/737 Burwood Road
Hawthorn East VIC 3123
ABN: 72 104 833 507
REG VIC: 19340

TN MN

0 1 2 3 4 5 10

CLIENT
BSDSG

PROJECT
GRANVILLE PLACE

DRAWING TITLE
LEVEL 2 FLOOR PLAN

SCALE	DATE	DRAWN	CHECKED
1:250 AT A1 1:500 AT A3	05/11/2018	LP	KD
JOB	DRAWING		REVISION
16007	DA1.07		I-a

1. GLAZING TO SOUTH FACING PODIUM UNITS AS PER BASIX REQUIREMENTS
2. DIMENSIONS, ANNOTATIONS AND CARPARK ENVELOPES TO FIGURE 5.1 OF AS 2890.1 ADDED TO CARPARKING LAYOUTS.
   BICYCLE PARKING ANNOTATED AS BP
3. GENERALLY TANDEM CAR PARK WHEELSTOPS UPDATED

KEY TO ARCHITECTURAL DRAWINGS:

1. Architectural drawings shall be read in conjunction with other consultant drawings and specifications. Any discrepancies shall be referred to team 2 architects before proceeding with work.
2. All dimensions and levels are in millimeters unless noted otherwise. No dimension shall be obtained by scaling the drawing.
3. All dimensions to be checked on site with any discrepancies referred to team 2 architects before proceeding with work.
4. All work to be carried out in accordance with the requirements of the principal certifying authority, current ncc & australian standards.

©Copyright Team 2 Architects
This drawing is protected by copyright. All right are reserved. Unless permitted under the Copyright Act 1968. No part of this drawing may in any form or by any means be reproduced, published, broadcast or transmitted without the prior written permission of the copyright owner. Please Note: If the status of this drawing is not signed off For Construction it may be subject to change, alteration or amendment at the discretion of Team 2 Architects. If so, Team 2 Architects is not liable for any loss, damage, harm or injury whether special, consequential, direct or indirect, suffered by you or any other person as a result of your use of this drawing for construction purposes.

REVISION	DATE	DESCRIPTION	BY
A	2016.07.06	DEVELOPMENT APPLICATION	LP
B	2016.08.24	REVISED WINDOW SIZES TO MEET BASIX REQUIREMENTS	LP
C	2016.11.10	REQUEST FOR ADDITIONAL INFORMATION	LP
D	2016.11.25	REQUEST FOR ADDITIONAL INFORMATION	LP
E	2016.12.20	REQUEST FOR ADDITIONAL INFORMATION	LP
F	2017.08.11	SECTION 96	PS
G	2018.05.14	SECTION 96	PS
H	2018.06.21	SECTION 96 - 2	PS
I	2018.11.05	REQUEST FOR ADDITIONAL INFORMATION	KD
I-a	2018.12.05	REQUEST FOR ADDITIONAL INFORMATION	KD

TEAM 2 ARCHITECTS

SYDNEY
70/11 Chandos Street
St Leonards NSW 2065
T: + 61 2 9437 3166
E: info@team2.com.au
REG NSW: 9940

MELBOURNE
313/737 Burwood Road
Hawthorn East VIC 3123
ABN: 72 104 833 507
REG VIC: 19340

TN NM

0 1 2 3 4 5 10

CLIENT
BSDSG

PROJECT
GRANVILLE PLACE

DRAWING TITLE
LEVEL 3 FLOOR PLAN

SCALE	DATE	DRAWN	CHECKED
1:250 AT A1 1:500 AT A3	05/11/2018	LP	KD
JOB	DRAWING		REVISION
16007	DA1.08		I-a

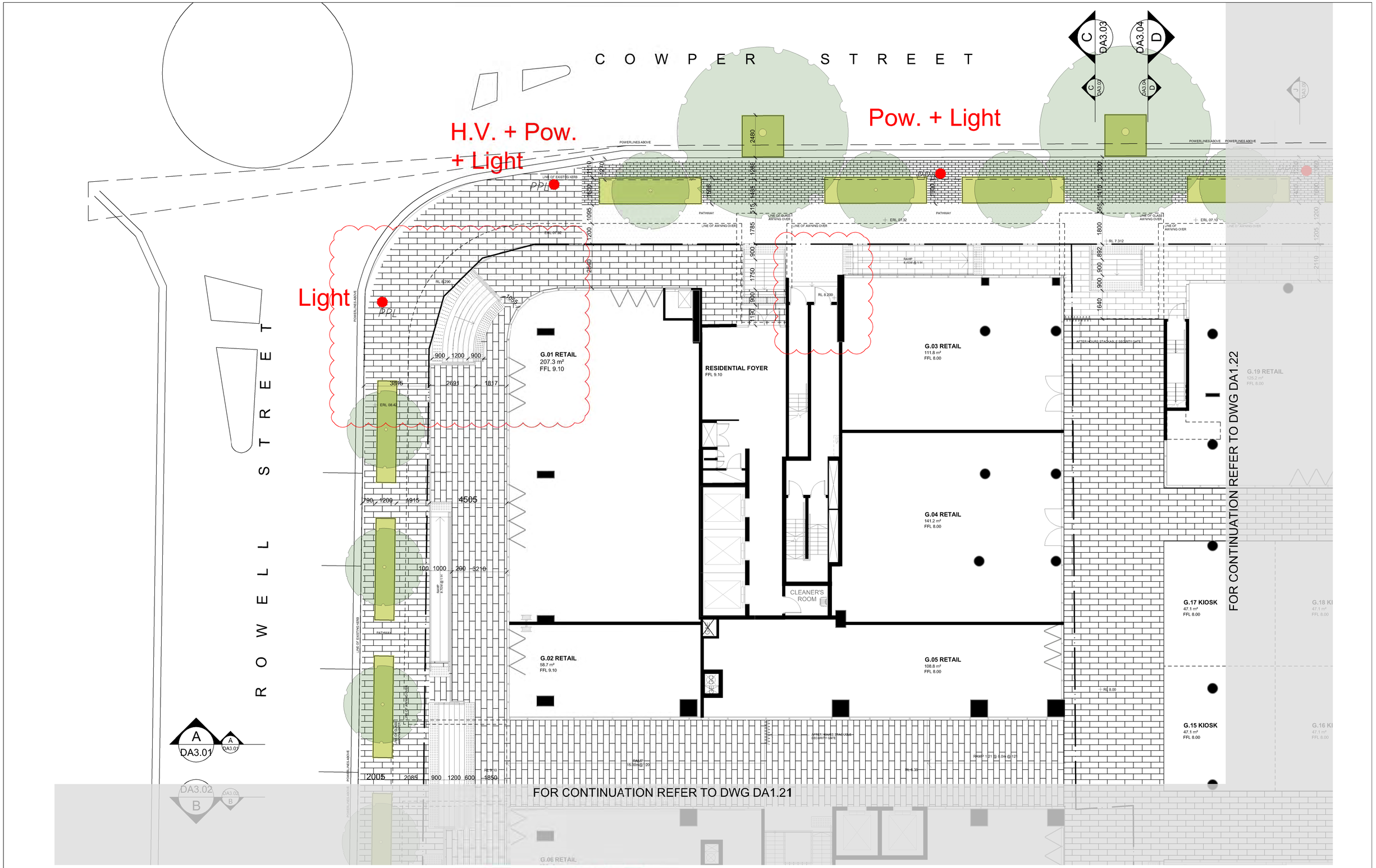

KEY TO ARCHITECTURAL DRAWINGS:

1. Architectural drawings shall be read in conjunction with other consultant drawings and specifications. Any discrepancies shall be referred to team 2 architects before proceeding with work.
2. All dimensions and levels are in millimeters unless noted otherwise. No dimension shall be obtained by scaling the drawing.
3. All dimensions to be checked on site with any discrepancies referred to team 2 architects before proceeding with work.
4. All work to be carried out in accordance with the requirements of the principal certifying authority, current ncc & australian standards.

©Copyright Team 2 Architects
This drawing is protected by copyright. All right are reserved. Unless permitted under the Copyright Act 1968. No part of this drawing may in any form or by any means be reproduced, published, broadcast or transmitted without the prior written permission of the copyright owner. Please Note: If the status of this drawing is not signed off For Construction it may be subject to change, alteration or amendment at the discretion of Team 2 Architects. If so, Team 2 Architects is not liable for any loss, damage, harm or injury whether special, consequential, direct or indirect, suffered by you or any other person as a result of your use of this drawing for construction purposes.

REVISION	DATE	DESCRIPTION	BY
A	2018.12.20	REQUEST FOR ADDITIONAL INFORMATION	LP
B	2018.07.12	SECTION 96-2	SD
C	2018.11.02	REQUEST FOR ADDITIONAL INFORMATION	SO

TEAM 2 ARCHITECTS
SYDNEY
707/11 Chandos Street
St Leonards NSW 2065
T: + 61 2 9427 3166
E: info@team2.com.au
REG NSW: 9940
MELBOURNE
313/737 Burwood Road
Hawthorn East VIC 3123
ABN: 72 104 633 507
REG VIC: 19340

0 1 2 3 4 5

CLIENT
BSDSG

PROJECT
GRANVILLE PLACE

DRAWING TITLE
DETAIL PLAN - PUBLIC - DOMAIN 01

SCALE	DATE	DRAWN	CHECKED
1:100@A1 1:200@A3	17/06/2016	SO	KD
JOB	DRAWING		REVISION
16007	DA1.20		C

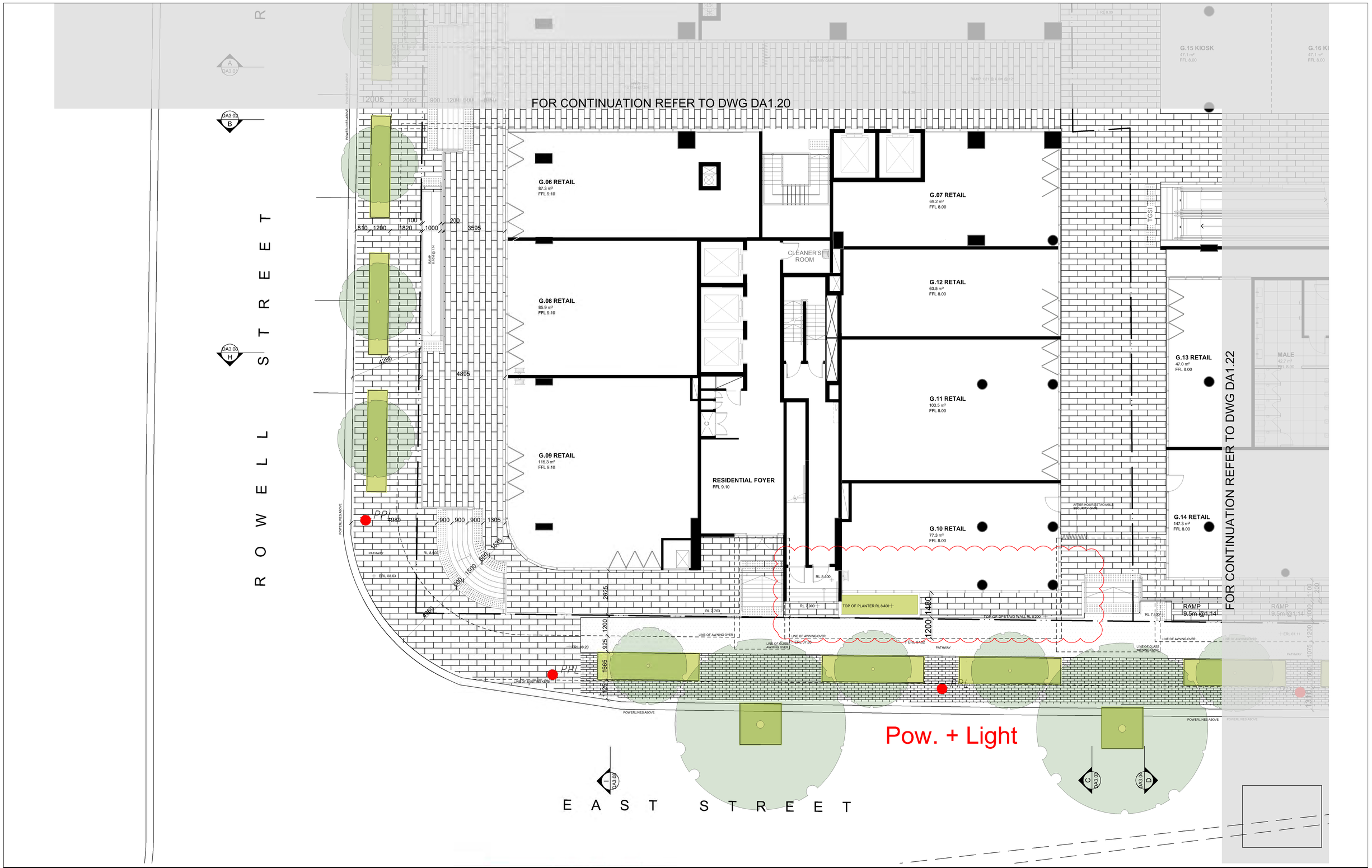

KEY TO ARCHITECTURAL DRAWINGS:

1. Architectural drawings shall be read in conjunction with other consultant drawings and specifications. Any discrepancies shall be referred to team 2 architects before proceeding with work.
2. All dimensions and levels are in millimeters unless noted otherwise. No dimension shall be obtained by scaling the drawing.
3. All dimensions to be checked on site with any discrepancies referred to team 2 architects before proceeding with work.
4. All work to be carried out in accordance with the requirements of the principal certifying authority, current ncc & australian standards.

©Copyright Team 2 Architects
This drawing is protected by copyright. All right are reserved. Unless permitted under the Copyright Act 1968. No part of this drawing may in any form or by any means be reproduced, published, broadcast or transmitted without the prior written permission of the copyright owner. Please Note: If the status of this drawing is not signed off For Construction it may be subject to change, alteration or amendment at the discretion of Team 2 Architects. If so, Team 2 Architects is not liable for any loss, damage, harm or injury whether special, consequential, direct or indirect, suffered by you or any other person as a result of your use of this drawing for construction purposes.

REVISION	DATE	DESCRIPTION	BY
A	2016.12.20	REQUEST FOR ADDITIONAL INFORMATION	LP
B	2018.07.12	SECTION 96-2	SD
C	2018.11.02	REQUEST FOR ADDITIONAL INFORMATION	SO

TEAM 2 ARCHITECTS

SYDNEY
701/1 Chandos Street
St Leonards NSW 2065
T: + 61 2 9427 3168
E: info@team2.com.au
REG NSW: 9940

MELBOURNE
313/737 Burwood Road
Hawthorn East VIC 3123
ABN: 72 104 833 507
REG VIC: 19340

NORTH

0 1 2 3 4 5

CLIENT
BSDSG

PROJECT
GRANVILLE PLACE

DRAWING TITLE
DETAIL PLAN - PUBLIC - DOMAIN 02

SCALE	DATE	DRAWN	CHECKED
1:100@A1 1:200@A3	17/06/2016	SO	KD
JOB	DRAWING		REVISION
16007	DA1.21		C

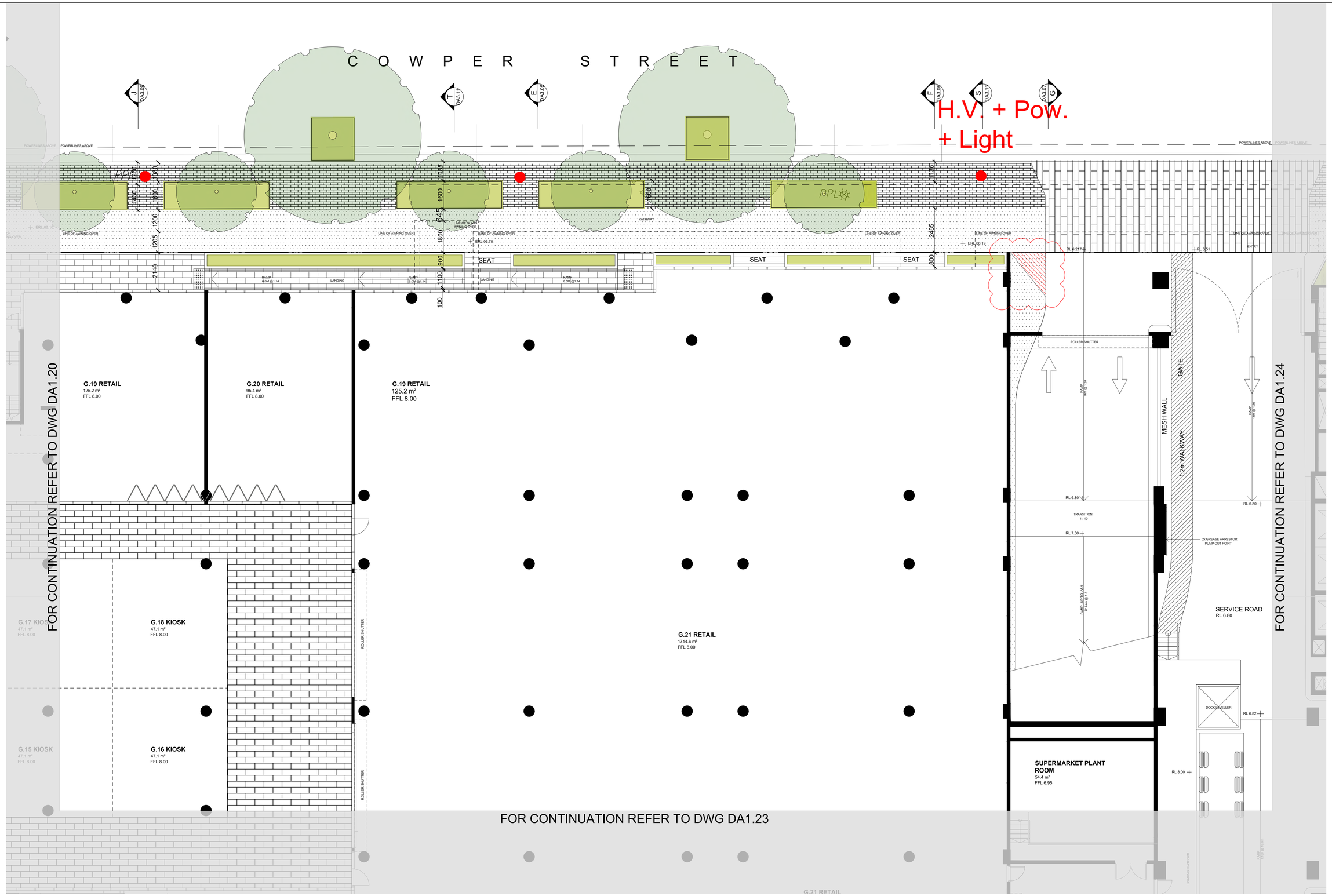

KEY TO ARCHITECTURAL DRAWINGS:

1. Architectural drawings shall be read in conjunction with other consultant drawings and specifications. Any discrepancies shall be referred to team 2 architects before proceeding with work.
2. All dimensions and levels are in millimeters unless noted otherwise. No dimension shall be obtained by scaling the drawing .
3. All dimensions to be checked on site with any discrepancies referred to team 2 architects before proceeding with work.
4. All work to be carried out in accordance with the requirements of the principal certifying authority, current ncc & australian standards.

©Copyright Team 2 Architects
This drawing is protected by copyright. All right are reserved. Unless permitted under the Copyright Act 1968. No part of this drawing may in any form or by any means be reproduced, published, broadcast or transmitted without the prior written permission of the copyright owner. Please Note: If the status of this drawing is not signed off For Construction it may be subject to change, alteration or amendment at the discretion of Team 2 Architects. If so, Team 2 Architects is not liable for any loss, damage, harm or injury whether special, consequential, direct or indirect, suffered by you or any other person as a result of your use of this drawing for construction purposes.

REVISION	DATE	DESCRIPTION	BY
A	2016.12.20	REQUEST FOR ADDITIONAL INFORMATION	LP
B	2018.07.12	SECTION 96-2	SD
C	2018.11.02	REQUEST FOR ADDITIONAL INFORMATION	SO

TEAM 2 ARCHITECTS
SYDNEY
70/11 Chandos Street
St Leonards NSW 2065
T: + 61 2 9437 3166
E: info@team2.com.au
REG NSW: 9940
MELBOURNE
313/737 Burwood Road
Hawthorn East VIC 3123
ABN: 72 104 833 507
REG VIC: 19340

NWN
NTL
0 1 2 3 4 5

CLIENT
BSDSG

PROJECT
GRANVILLE PLACE

DRAWING TITLE
DETAIL PLAN - PUBLIC - DOMAIN 03

SCALE	DATE	DRAWN	CHECKED
1:100@A1 1:200@A3	17/06/2016	SO	KD
JOB	DRAWING		REVISION
16007	DA1.22		C

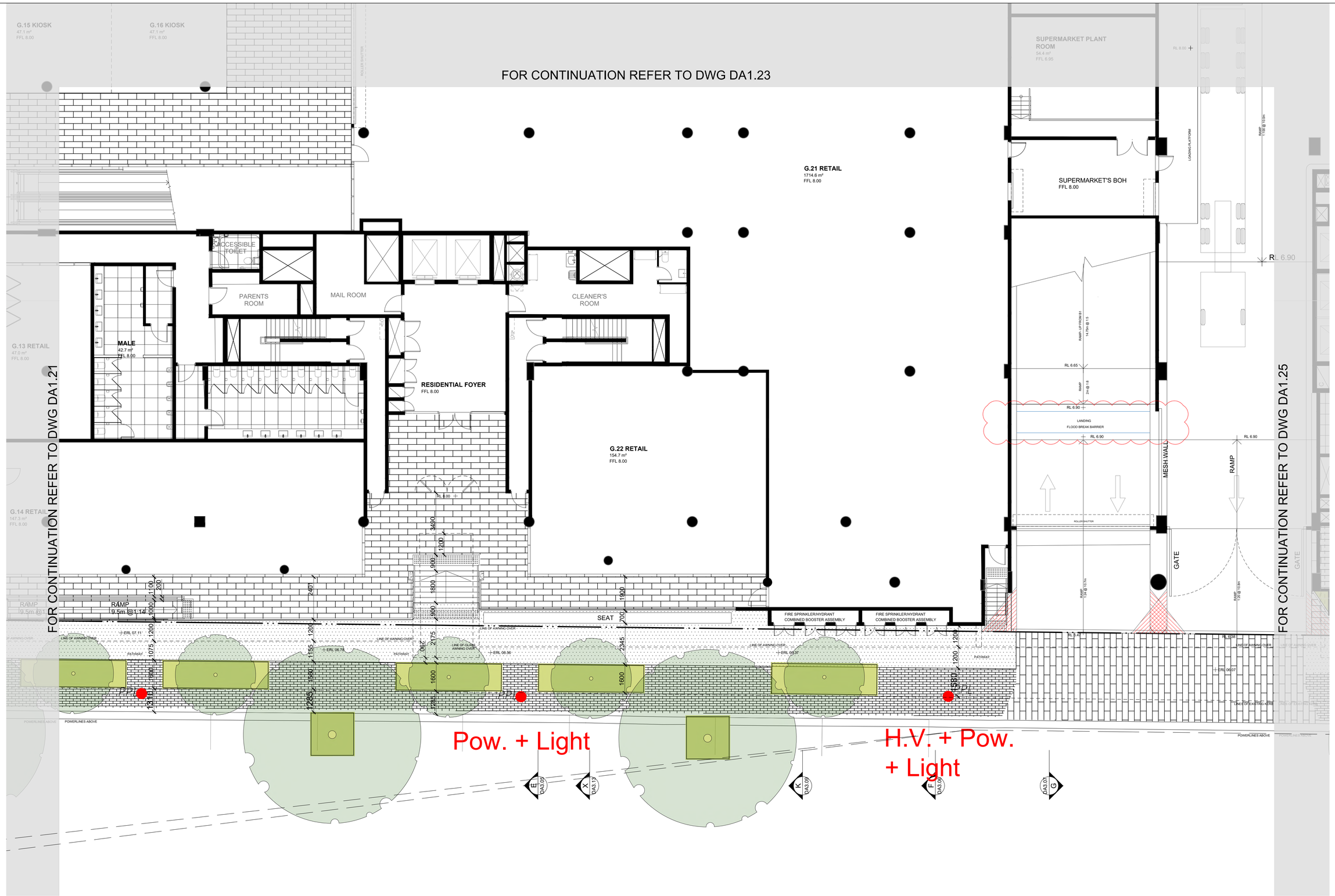

KEY TO ARCHITECTURAL DRAWINGS:

1. Architectural drawings shall be read in conjunction with other consultant drawings and specifications. Any discrepancies shall be referred to team 2 architects before proceeding with work.
2. All dimensions and levels are in millimeters unless noted otherwise. No dimension shall be obtained by scaling the drawing.
3. All dimensions to be checked on site with any discrepancies referred to team 2 architects before proceeding with work.
4. All work to be carried out in accordance with the requirements of the principal certifying authority, current ncc & australian standards.

©Copyright Team 2 Architects
This drawing is protected by copyright. All right are reserved. Unless permitted under the Copyright Act 1968. No part of this drawing may in any form or by any means be reproduced, published, broadcast or transmitted without the prior written permission of the copyright owner. Please Note: If the status of this drawing is not signed off For Construction it may be subject to change, alteration or amendment at the discretion of Team 2 Architects. If so, Team 2 Architects is not liable for any loss, damage, harm or injury whether special, consequential, direct or indirect, suffered by you or any other person as a result of your use of this drawing for construction purposes.

REVISION	DATE	DESCRIPTION	BY
A	2016.12.20	REQUEST FOR ADDITIONAL INFORMATION	LP
B	2018.07.12	SECTION 96-2	SD
C	2018.11.02	REQUEST FOR ADDITIONAL INFORMATION	SO
D	2018.11.05	REQUEST FOR ADDITIONAL INFORMATION	SO

TEAM 2 ARCHITECTS

SYDNEY
70/11 Chandos Street
St Leonards NSW 2065
T: + 61 2 9437 3166
E: info@team2.com.au
REG NSW: 9940

MELBOURNE
313/737 Burwood Road
Hawthorn East VIC 3123
ABN: 72 104 833 507
REG VIC: 19340

NW NL

0 1 2 3 4 5

CLIENT
BSDSG

PROJECT
GRANVILLE PLACE

DRAWING TITLE
DETAIL PLAN - PUBLIC - DOMAIN 04

SCALE	DATE	DRAWN	CHECKED
1:100@A1 1:200@A3	17/06/2016	SO	KD
JOB	DRAWING		REVISION
16007	DA1.23		D

KEY TO ARCHITECTURAL DRAWINGS:

1. Architectural drawings shall be read in conjunction with other consultant drawings and specifications. Any discrepancies shall be referred to team 2 architects before proceeding with work.
2. All dimensions and levels are in millimeters unless noted otherwise. No dimension shall be obtained by scaling the drawing.
3. All dimensions to be checked on site with any discrepancies referred to team 2 architects before proceeding with work.
4. All work to be carried out in accordance with the requirements of the principal certifying authority, current ncc & australian standards.

©Copyright Team 2 Architects
This drawing is protected by copyright. All right are reserved. Unless permitted under the Copyright Act 1968. No part of this drawing may in any form or by any means be reproduced, published, broadcast or transmitted without the prior written permission of the copyright owner. Please Note: If the status of this drawing is not signed off For Construction it may be subject to change, alteration or amendment at the discretion of Team 2 Architects. If so, Team 2 Architects is not liable for any loss, damage, harm or injury whether special, consequential, direct or indirect, suffered by you or any other person as a result of your use of this drawing for construction purposes.

REVISION	DATE	DESCRIPTION	BY
A	2018.12.20	REQUEST FOR ADDITIONAL INFORMATION	LP
B	2018.07.12	SECTION 96-2	SD
C	2018.11.02	REQUEST FOR ADDITIONAL INFORMATION	SO

TEAM 2 ARCHITECTS

SYDNEY
7G/11 Chandos Street
St Leonards NSW 2065
T: + 61 2 9437 3166
E: info@team2.com.au
REG NSW: 9940

MELBOURNE
313/737 Burwood Road
Hawthorn East VIC 3123
ABN: 72 104 833 507
REG VIC: 19340

N/M
N.T.
0 1 2 3 4 5

CLIENT
BSDSG

PROJECT
GRANVILLE PLACE

DRAWING TITLE
DETAIL PLAN - PUBLIC - DOMAIN 05

SCALE	DATE	DRAWN	CHECKED
1:100@A1 1:200@A3	17/06/2016	SO	KD
JOB	DRAWING		REVISION
16007	DA1.24		C

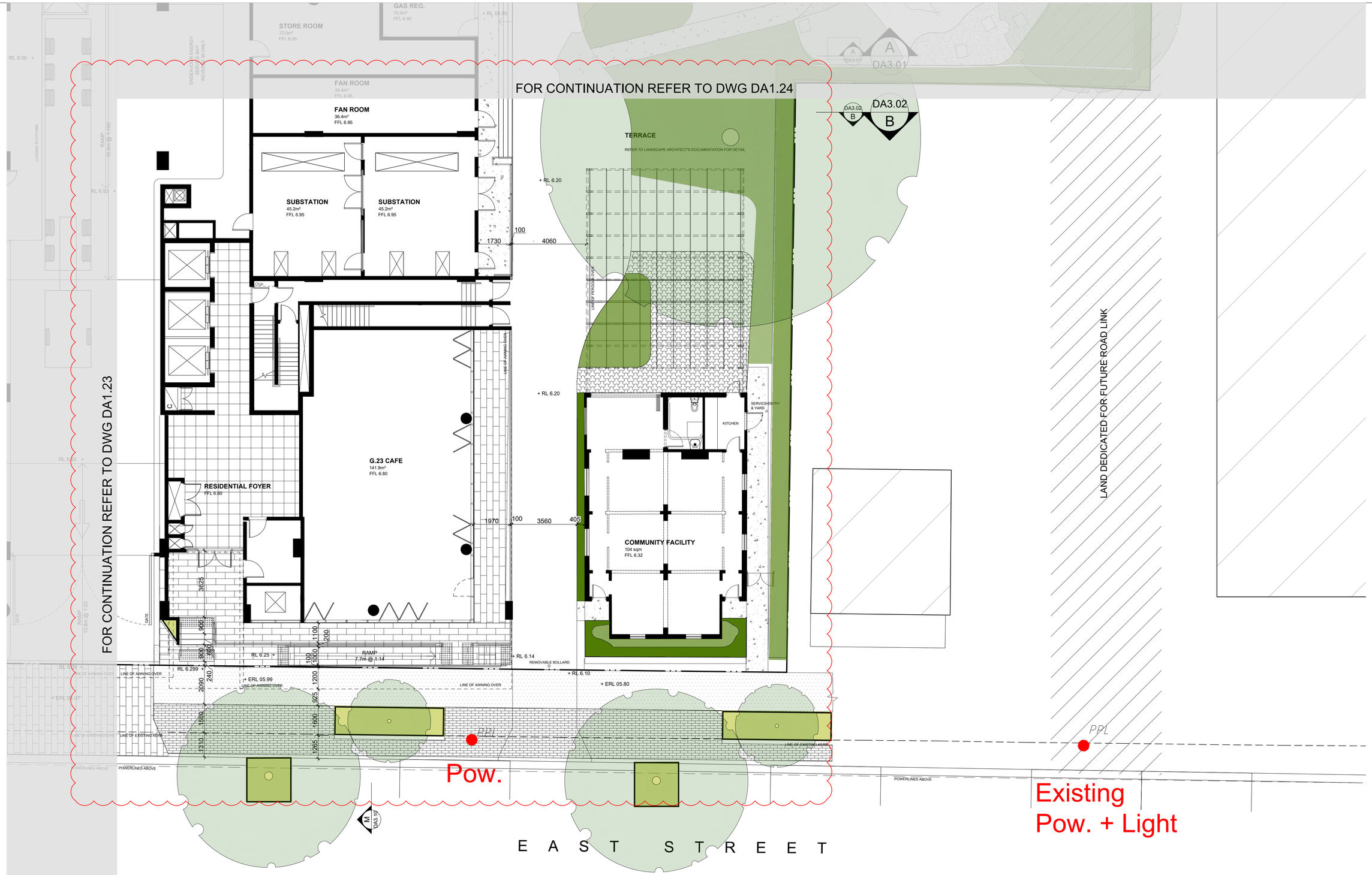

IMPORTANT NOTES:

Do not scale from drawings. All dimensions shall be checked on site before commencement of work. All discrepancies shall be brought to the attention of the Architect. Larger scale drawings and written dimensions take precedence. This drawing is copyright and the property of the author, and must not be retained, copied or used without the express authority of MARCHESE PARTNERS INTERNATIONAL PTY. LTD.

REVISION	DATE	DESCRIPTION	BY
A	2016.12.20	REQUEST FOR ADDITIONAL INFORMATION	LP
B	2018.07.12	SECTION 96 - 2	SD

marchesepartners

Marchese Partners International Pty Ltd
Level 1, 53 Walker Street. North Sydney, NSW 2060. Australia
P +61 2 9922 4375 F +61 2 9929 5786 E info@marchesepartners.com
www.marchesepartners.com
Sydney · Brisbane · Canberra · Melbourne · Adelaide · Perth
London · Kuala Lumpur · Auckland
ABN 20 098 552 151

TN MN

0 1 2 3 4 5

CLIENT
BSDSG

PROJECT
GRANVILLE PLACE

DRAWING TITLE
DETAIL PLAN - PUBLIC DOMAIN 06

SCALE	DATE	DRAWN	CHECKED
1:100 AT A1 1:200 AT A3	17/06/2016	LP	EN
JOB	DRAWING		REVISION
16007	DA1.25		B

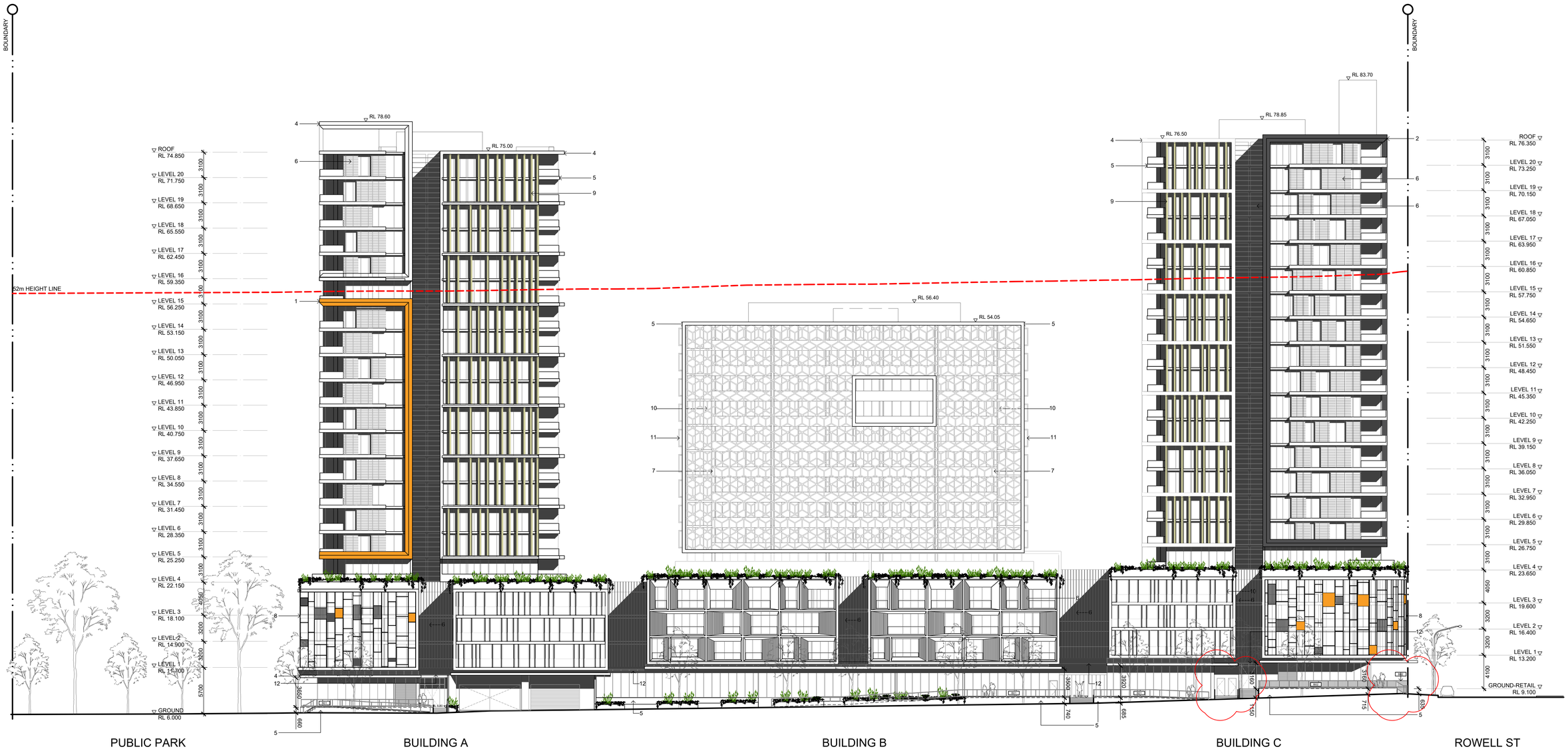

NOTES

1. GLAZING TO SOUTH FACING PODIUM UNITS AS PER BASIX REQUIREMENTS
2. B01 - OPEN STEEL BALUSTRADE - RL LEVEL IS LESS THAN 900mm FROM STREET LEVEL FINISH.
3. B02 - STEEL BALUSTRADE WITH VERTICAL BALUSTERS - RL LEVEL IS MORE THAT 900mm FROM STREET LEVEL FINISH.

LEGEND

1. DULUX PAINT COLOUR - *DAIRY MADE*
2. DULUX PAINT COLOUR - *WESTERN MYALL*
3. DULUX PAINT COLOUR - *MILTON MOON*
4. DULUX PAINT COLOUR - *VIVID WHITE*
5. DULUX PAINT COLOUR - *TIMELESS GREY*
6. HARDWOOD TIMBER - *CASUARINA*
7. TRESPA - *MONTREUX AMBER*
8. DULUX POWDERCOAT - *MONUMENT MATT*
9. INTERPONE POWDERCOAT ALUMINIUM SUNSCREEN
10. DULUX PAINT COLOUR - *ZEUS WHITE* POWDERCOATED ALUMINIUM SCREEN
11. GREEN COPPER PANEL CLADDING
12. FRAMELESS GLASS AWNING

KEY TO ARCHITECTURAL DRAWINGS:

1. Architectural drawings shall be read in conjunction with other consultant drawings and specifications. Any discrepancies shall be referred to team 2 architects before proceeding with work.
2. All dimensions and levels are in millimeters unless noted otherwise. No dimension shall be obtained by scaling the drawing.
3. All dimensions to be checked on site with any discrepancies referred to team 2 architects before proceeding with work.
4. All work to be carried out in accordance with the requirements of the principal certifying authority, current ncc & australian standards.

©Copyright Team 2 Architects
This drawing is protected by copyright. All right are reserved. Unless permitted under the Copyright Act 1968. No part of this drawing may in any form or by any means be reproduced, published, broadcast or transmitted without the prior written permission of the copyright owner. Please Note: If the status of this drawing is not signed off For Construction it may be subject to change, alteration or amendment at the discretion of Team 2 Architects. If so, Team 2 Architects is not liable for any loss, damage, harm or injury whether special, consequential, direct or indirect, suffered by you or any other person as a result of your use of this drawing for construction purposes.

REVISION	DATE	DESCRIPTION	BY
A	2016.07.06	DEVELOPMENT APPLICATION	HS
B	2016.11.25	REQUEST FOR ADDITIONAL INFORMATION	LP
C	2016.12.20	REQUEST FOR ADDITIONAL INFORMATION	LP
D	2018.07.12	SECTION 96 - 2	SD
E	2018.11.05	REQUEST FOR ADDITIONAL INFORMATION	KD

TEAM 2 ARCHITECTS
SYDNEY
701/1 Chandos Street
St Leonards NSW 2065
T: + 61 2 9437 3166
E: info@team2.com.au
REG NSW: 9940
MELBOURNE
313/737 Burwood Road
Hawthorn East VIC 3123
ABN: 72 104 833 507
REG VIC: 19340

0 1 2 3 4 5 10

CLIENT
BSDSG

PROJECT
GRANVILLE PLACE

DRAWING TITLE
NORTH - COWPER ST ELEVATION

SCALE	DATE	DRAWN	CHECKED
1:250 AT A1 1:500 AT A3	17/06/2016	HS	KD
JOB	DRAWING		REVISION
16007	DA2.01		E

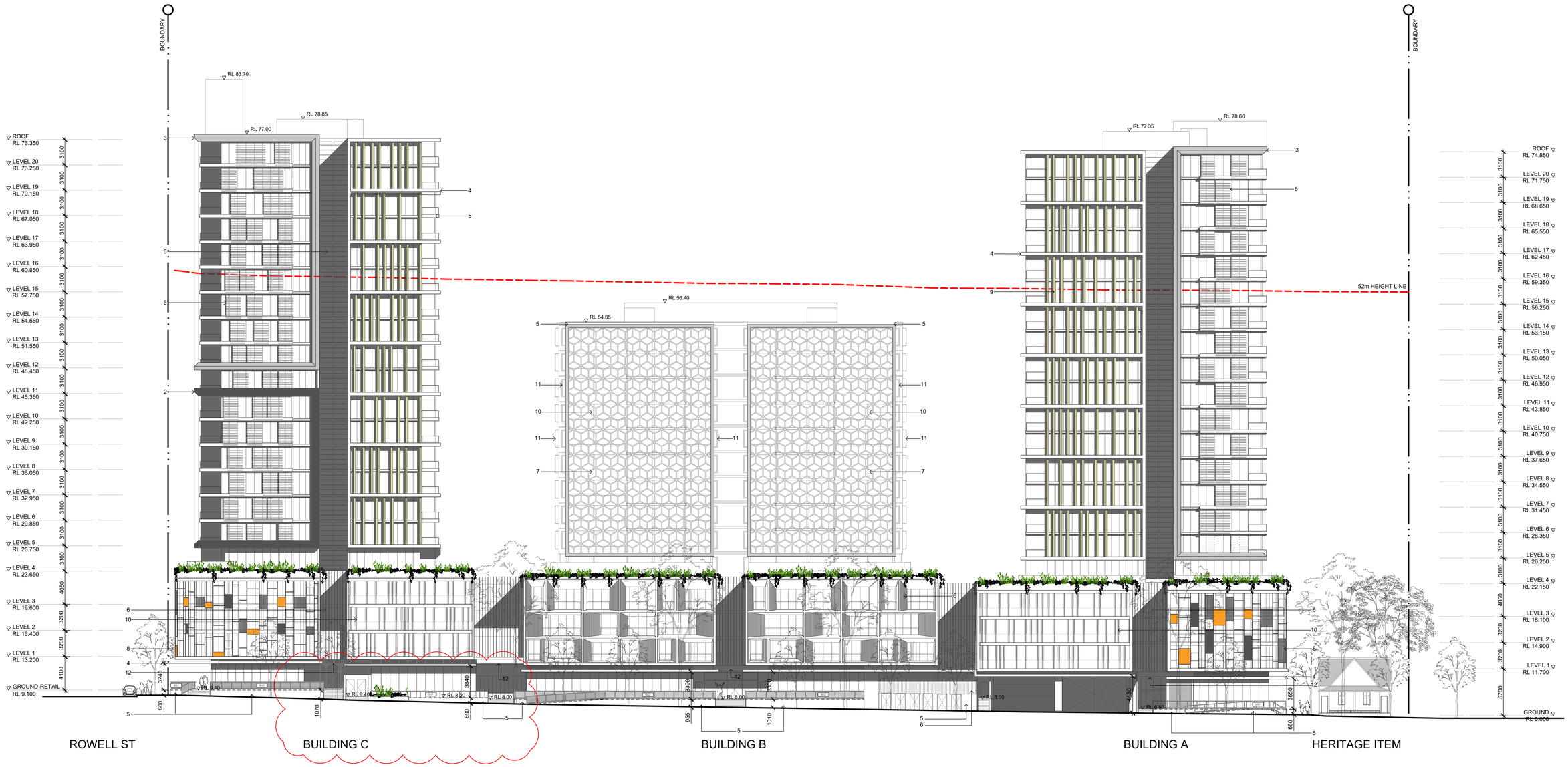

NOTES

1. GLAZING TO SOUTH FACING PODIUM UNITS AS PER BASIX REQUIREMENTS
2. B01 - OPEN STEEL BALUSTRADE - RL LEVEL IS LESS THAN 900mm FROM STREET LEVEL FINISH.
3. B02 - STEEL BALUSTRADE WITH VERTICAL BALUSTERS - RL LEVEL IS MORE THAT 900mm FROM STREET LEVEL FINISH.

LEGEND

1. DULUX PAINT COLOUR - *DAIRY MADE*
2. DULUX PAINT COLOUR - *WESTERN MYALL*
3. DULUX PAINT COLOUR - *MILTON MOON*
4. DULUX PAINT COLOUR - *VIVID WHITE*
5. DULUX PAINT COLOUR - *TIMELESS GREY*
6. HARDWOOD TIMBER - *CASUARINA*
7. TRESPA - *MONTREUX AMBER*
8. DULUX POWDERCOAT - *MONUMENT MATT*
9. INTERPONE POWDERCOAT ALUMINIUM SUNSCREEN
10. DULUX PAINT COLOUR - *ZEUS WHITE* POWDERCOATED ALUMINIUM SCREEN
11. GREEN COPPER PANEL CLADDING
12. FRAMELESS GLASS AWNING

KEY TO ARCHITECTURAL DRAWINGS:

1. Architectural drawings shall be read in conjunction with other consultant drawings and specifications. Any discrepancies shall be referred to team 2 architects before proceeding with work.
2. All dimensions and levels are in millimeters unless noted otherwise. No dimension shall be obtained by scaling the drawing.
3. All dimensions to be checked on site with any discrepancies referred to team 2 architects before proceeding with work.
4. All work to be carried out in accordance with the requirements of the principal certifying authority, current ncc & australian standards.

©Copyright Team 2 Architects
This drawing is protected by copyright. All right are reserved. Unless permitted under the Copyright Act 1968. No part of this drawing may in any form or by any means be reproduced, published, broadcast or transmitted without the prior written permission of the copyright owner. Please Note: If the status of this drawing is not signed off For Construction it may be subject to change, alteration or amendment at the discretion of Team 2 Architects. If so, Team 2 Architects is not liable for any loss, damage, harm or injury whether special, consequential, direct or indirect, suffered by you or any other person as a result of your use of this drawing for construction purposes.

REVISION	DATE	DESCRIPTION	BY
A	2016.07.06	DEVELOPMENT APPLICATION	HS
B	2016.08.24	REVISED WINDOW SIZES TO MEET BASIX REQUIREMENTS	HS
C	2016.11.25	REQUEST FOR ADDITIONAL INFORMATION	LP
D	2016.12.20	REQUEST FOR ADDITIONAL INFORMATION	LP
E	2018.07.12	SECTION 96 - 2	SD
F	2018.11.05	REQUEST FOR ADDITIONAL INFORMATION	KD

TEAM2 ARCHITECTS
SYDNEY
701/1 Chandos Street
St Leonards NSW 2065
T: + 61 2 9437 3166
E: info@team2.com.au
REG NSW: 9940
MELBOURNE
313/737 Burwood Road
Hawthorn East VIC 3123
ABN: 72 104 833 507
REG VIC: 19340

0 1 2 3 4 5 10

CLIENT
BSDSG

PROJECT
GRANVILLE PLACE

DRAWING TITLE
SOUTH - EAST STREET ELEVATION

SCALE	DATE	DRAWN	CHECKED
1:250 AT A1 1:500 AT A3	17/06/2016	HS	KD
JOB	DRAWING		REVISION
16007	DA2.02		F

NOTES

1. GLAZING TO SOUTH FACING PODIUM UNITS AS PER BASIX REQUIREMENTS
2. B01 - OPEN STEEL BALUSTRADE - RL LEVEL IS LESS THAN 900mm FROM STREET LEVEL FINISH.
3. B02 - STEEL BALUSTRADE WITH VERTICAL BALUSTERS - RL LEVEL IS MORE THAT 900mm FROM STREET LEVEL FINISH.

LEGEND

1. DULUX PAINT COLOUR - *DAIRY MADE*
2. DULUX PAINT COLOUR - *WESTERN MYALL*
3. DULUX PAINT COLOUR - *MILTON MOON*
4. DULUX PAINT COLOUR - *VIVID WHITE*
5. DULUX PAINT COLOUR - *TIMELESS GREY*
6. HARDWOOD TIMBER - *CASUARINA*
7. TRESPA - *MONTREUX AMBER*
8. DULUX POWDERCOAT - *MONUMENT MATT*
9. INTERPONE POWDERCOAT ALUMINIUM SUNSCREEN
10. DULUX PAINT COLOUR - *ZEUS WHITE* POWDERCOATED ALUMINIUM SCREEN
11. GREEN COPPER PANEL CLADDING
12. FRAMELESS GLASS AWNING

IMPORTANT NOTES:
Do not scale from drawings. All dimensions shall be checked on site before commencement of work. All discrepancies shall be brought to the attention of the Architect. Larger scale drawings and written dimensions take precedence. This drawing is copyright and the property of the author, and must not be retained, copied or used without the express authority of MARCHESE PARTNERS INTERNATIONAL PTY. LTD.

REVISION	DATE	DESCRIPTION	BY
A	2016.07.06	DEVELOPMENT APPLICATION	HS
B	2016.08.24	REVISED WINDOW SIZES TO MEET BASIX REQUIREMENTS.	HS
C	2016.11.25	REQUEST FOR ADDITIONAL INFORMATION	LP
D	2016.12.20	REQUEST FOR ADDITIONAL INFORMATION	LP
E	2018.07.12	SECTION 96 - 2	SD

marchesepartners
Marchese Partners International Pty Ltd
Level 1, 53 Walker Street. North Sydney, NSW 2060. Australia
P +61 2 9922 4375 F +61 2 9929 5786 E info@marchesepartners.com
www.marchesepartners.com
Sydney · Brisbane · Canberra · Melbourne · Adelaide · Perth
London · Kuala Lumpur · Auckland
ABN 20 098 552 151

0 1 2 3 4 5 10

CLIENT
BSDSG

PROJECT
GRANVILLE PLACE

DRAWING TITLE
EAST - PUBLIC PARK ELEVATION

SCALE	DATE	DRAWN	CHECKED
1:250 AT A1 1:500 AT A3	17/06/2016	HS	PS
JOB	DRAWING		REVISION
16007	DA2.03		E

COWPER ST

BUILDING C

EAST ST

NOTES

1. GLAZING TO SOUTH FACING PODIUM UNITS AS PER BASIX REQUIREMENTS
2. B01 - OPEN STEEL BALUSTRADE - RL LEVEL IS LESS THAN 900mm FROM STREET LEVEL FINISH.
3. B02 - STEEL BALUSTRADE WITH VERTICAL BALUSTERS - RL LEVEL IS MORE THAT 900mm FROM STREET LEVEL FINISH.

LEGEND

1. DULUX PAINT COLOUR - *DAIRY MADE*
2. DULUX PAINT COLOUR - *WESTERN MYALL*
3. DULUX PAINT COLOUR - *MILTON MOON*
4. DULUX PAINT COLOUR - *VIVID WHITE*
5. DULUX PAINT COLOUR - *TIMELESS GREY*
6. HARDWOOD TIMBER - *CASUARINA*
7. TRESPA - *MONTREUX AMBER*
8. DULUX POWDERCOAT - *MONUMENT MATT*
9. INTERPONE POWDERCOAT ALUMINIUM SUNSCREEN
10. DULUX PAINT COLOUR - *ZEUS WHITE* POWDERCOATED ALUMINIUM SCREEN
11. GREEN COPPER PANEL CLADDING
12. FRAMELESS GLASS AWNING

KEY TO ARCHITECTURAL DRAWINGS:

1. Architectural drawings shall be read in conjunction with other consultant drawings and specifications. Any discrepancies shall be referred to team 2 architects before proceeding with work.
2. All dimensions and levels are in millimeters unless noted otherwise. No dimension shall be obtained by scaling the drawing.
3. All dimensions to be checked on site with any discrepancies referred to team 2 architects before proceeding with work.
4. All work to be carried out in accordance with the requirements of the principal certifying authority, current ncc & australian standards.

©Copyright Team 2 Architects
This drawing is protected by copyright. All right are reserved. Unless permitted under the Copyright Act 1968. No part of this drawing may in any form or by any means be reproduced, published, broadcast or transmitted without the prior written permission of the copyright owner. Please Note: If the status of this drawing is not signed off For Construction it may be subject to change, alteration or amendment at the discretion of Team 2 Architects. If so, Team 2 Architects is not liable for any loss, damage, harm or injury whether special, consequential, direct or indirect, suffered by you or any other person as a result of your use of this drawing for construction purposes.

REVISION	DATE	DESCRIPTION	BY
A	2016.07.06	DEVELOPMENT APPLICATION	LP
B	2016.11.25	REQUEST FOR ADDITIONAL INFORMATION	LP
C	2016.12.20	REQUEST FOR ADDITIONAL INFORMATION	LP
D	2018.07.12	SECTION 96 - 2	SD
E	2018.11.05	REQUEST FOR ADDITIONAL INFORMATION	KD

TEAM 2 ARCHITECTS

SYDNEY
701/1 Chandos Street
St Leonards NSW 2065
T: + 61 2 9437 3166
E: info@team2.com.au
REG NSW: 9940

MELBOURNE
313/737 Burwood Road
Hawthorn East VIC 3123
ABN: 72 104 833 507

REG VIC: 19340

0 1 2 3 4 5 10

CLIENT
BSDSG

DRAWING TITLE
WEST - ROWELL ST ELEVATION

PROJECT
GRANVILLE PLACE

SCALE	DATE	DRAWN	CHECKED
1:250 AT A1 1:500 AT A3	17/06/2016	HS	KD
JOB	DRAWING		REVISION
16007	DA2.04		E

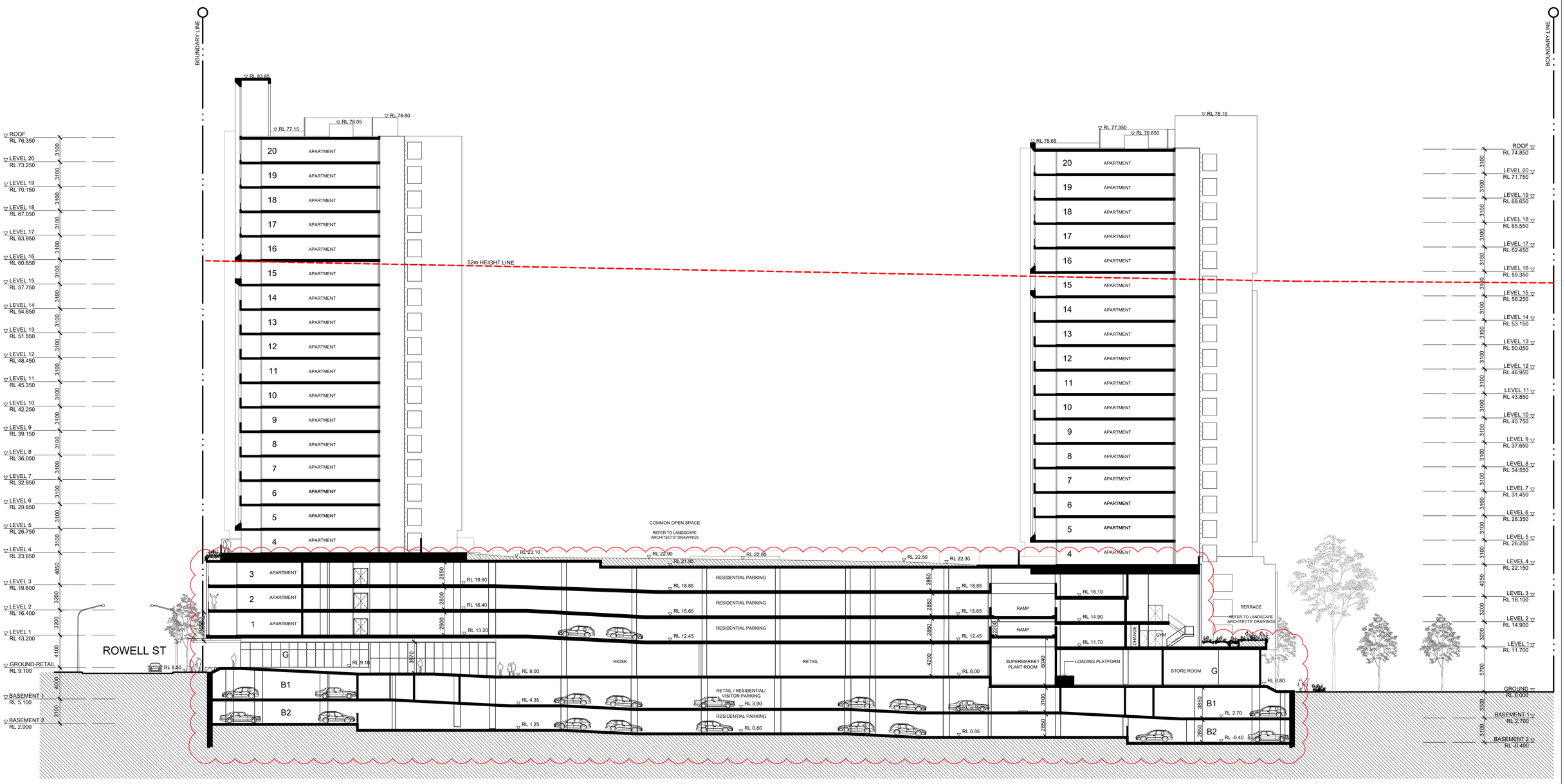

LEGEND

1. DULUX PAINT COLOUR - *DAIRY MADE*
2. DULUX PAINT COLOUR - *WESTERN MYALL*
3. DULUX PAINT COLOUR - *MILTON MOON*
4. DULUX PAINT COLOUR - *VIVID WHITE*
5. DULUX PAINT COLOUR - *TIMELESS GREY*
6. HARDWOOD TIMBER - *CASUARINA*
7. TRESPA - *MONTREUX AMBER*
8. DULUX POWDERCOAT - *MONUMENT MATT*
9. INTERPONE POWDERCOAT ALUMINIUM SUNSCREEN
10. DULUX PAINT COLOUR - *ZEUS WHITE* POWDERCOATED ALUMINIUM SCREEN
11. GREEN COPPER PANEL CLADDING
12. FRAMELESS GLASS AWNING

IMPORTANT NOTES:

Do not scale from drawings. All dimensions shall be checked on site before commencement of work. All discrepancies shall be brought to the attention of the Architect. Larger scale drawings and written dimensions take precedence. This drawing is copyright and the property of the author, and must not be retained, copied or used without the express authority of MARCHESE PARTNERS INTERNATIONAL PTY. LTD.

REVISION	DATE	DESCRIPTION	BY
A	2016.07.06	DEVELOPMENT APPLICATION	JR
B	2016.12.20	REQUEST FOR ADDITIONAL INFORMATION	LP
C	2016.11.25	REQUEST FOR ADDITIONAL INFORMATION	LP
D	2016.12.20	REQUEST FOR ADDITIONAL INFORMATION	LP
E	2018.07.12	SECTION 96 - 2	SD

marchesepartners

Marchese Partners International Pty Ltd
Level 1, 53 Walker Street. North Sydney, NSW 2060. Australia
P +61 2 9922 4375 F +61 2 9929 5786 E info@marchesepartners.com
www.marchesepartners.com
Sydney · Brisbane · Canberra · Melbourne · Adelaide · Perth
London · Kuala Lumpur · Auckland
ABN 20 098 552 151

0 1 2 3 4 5 10

CLIENT
BSDSG

PROJECT
GRANVILLE PLACE

DRAWING TITLE
SECTION AA

SCALE	DATE	DRAWN	CHECKED
1:250 AT A1 1:500 AT A3	17/06/2016	JR	EN
JOB	DRAWING		REVISION
16007	DA3.01		E

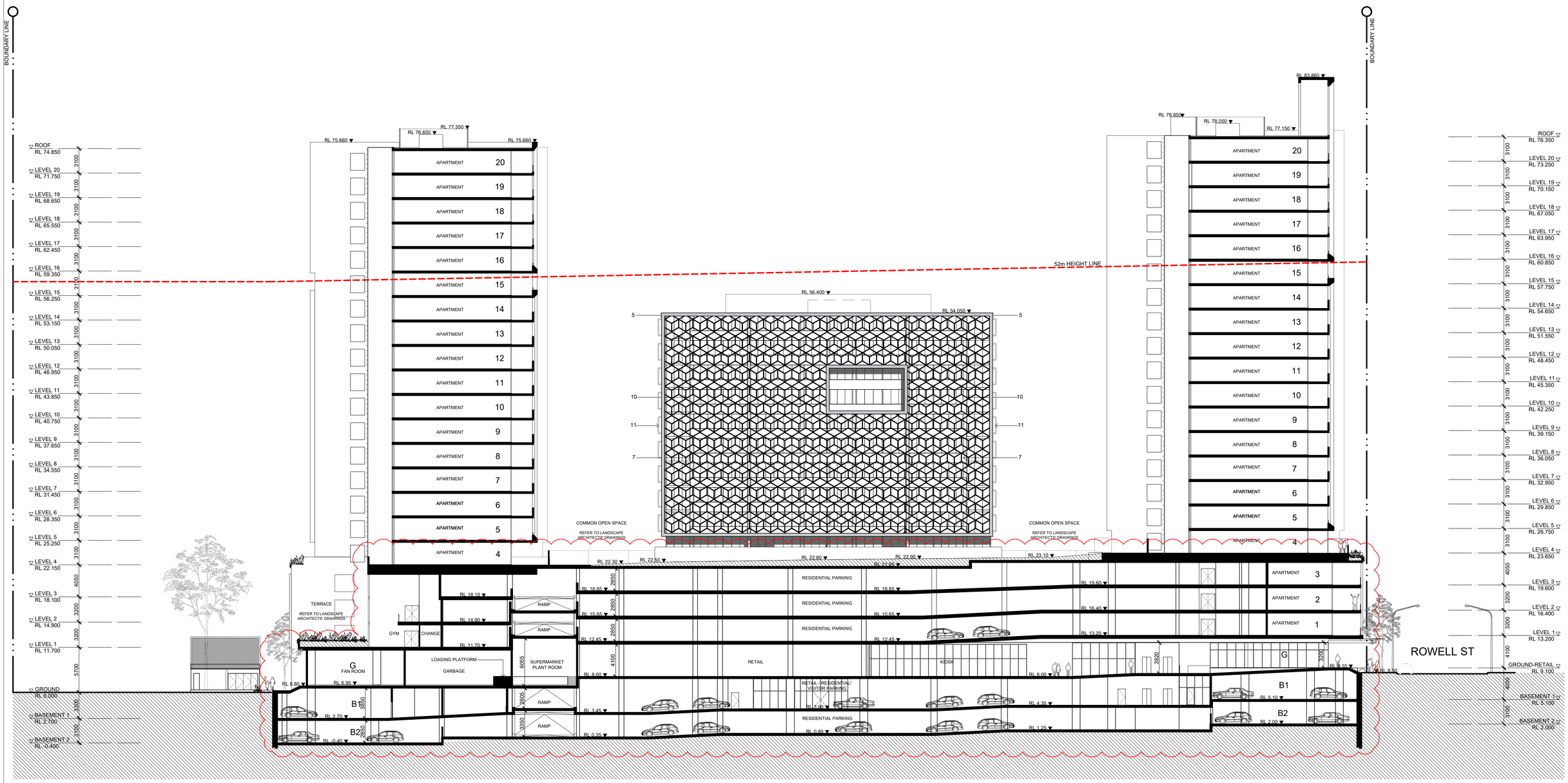

LEGEND

1. DULUX PAINT COLOUR - *DAIRY MADE*
2. DULUX PAINT COLOUR - *WESTERN MYALL*
3. DULUX PAINT COLOUR - *MILTON MOON*
4. DULUX PAINT COLOUR - *VIVID WHITE*
5. DULUX PAINT COLOUR - *TIMELESS GREY*
6. HARDWOOD TIMBER - *CASUARINA*
7. TRESPA - *MONTREUX AMBER*
8. DULUX POWDERCOAT - *MONUMENT MATT*
9. INTERPONE POWDERCOAT ALUMINIUM SUNSCREEN
10. DULUX PAINT COLOUR - *ZEUS WHITE* POWDERCOATED ALUMINIUM SCREEN
11. GREEN COPPER PANEL CLADDING
12. FRAMELESS GLASS AWNING

IMPORTANT NOTES:

Do not scale from drawings. All dimensions shall be checked on site before commencement of work. All discrepancies shall be brought to the attention of the Architect. Larger scale drawings and written dimensions take precedence. This drawing is copyright and the property of the author, and must not be retained, copied or used without the express authority of MARCHESE PARTNERS INTERNATIONAL PTY. LTD.

REVISION	DATE	DESCRIPTION	BY
A	2016.07.06	DEVELOPMENT APPLICATION	JR
B	2016.12.20	REQUEST FOR ADDITIONAL INFORMATION	LP
C	2016.11.25	REQUEST FOR ADDITIONAL INFORMATION	LP
D	2016.12.20	REQUEST FOR ADDITIONAL INFORMATION	LP
E	2018.07.12	SECTION 96 - 2	SD

marchesepartners

Marchese Partners International Pty Ltd
Level 1, 53 Walker Street. North Sydney, NSW 2060. Australia
P +61 2 9922 4375 F +61 2 9929 5786 E info@marchesepartners.com
www.marchesepartners.com
Sydney · Brisbane · Canberra · Melbourne · Adelaide · Perth
London · Kuala Lumpur · Auckland
ABN 20 098 552 151

0 1 2 3 4 5 10

CLIENT
BSDSG

PROJECT
GRANVILLE PLACE

DRAWING TITLE
SECTION BB

SCALE	DATE	DRAWN	CHECKED
1:250 AT A1 1:500 AT A3	17/06/2016	JR	EN
JOB	DRAWING		REVISION
16007	DA3.02		E

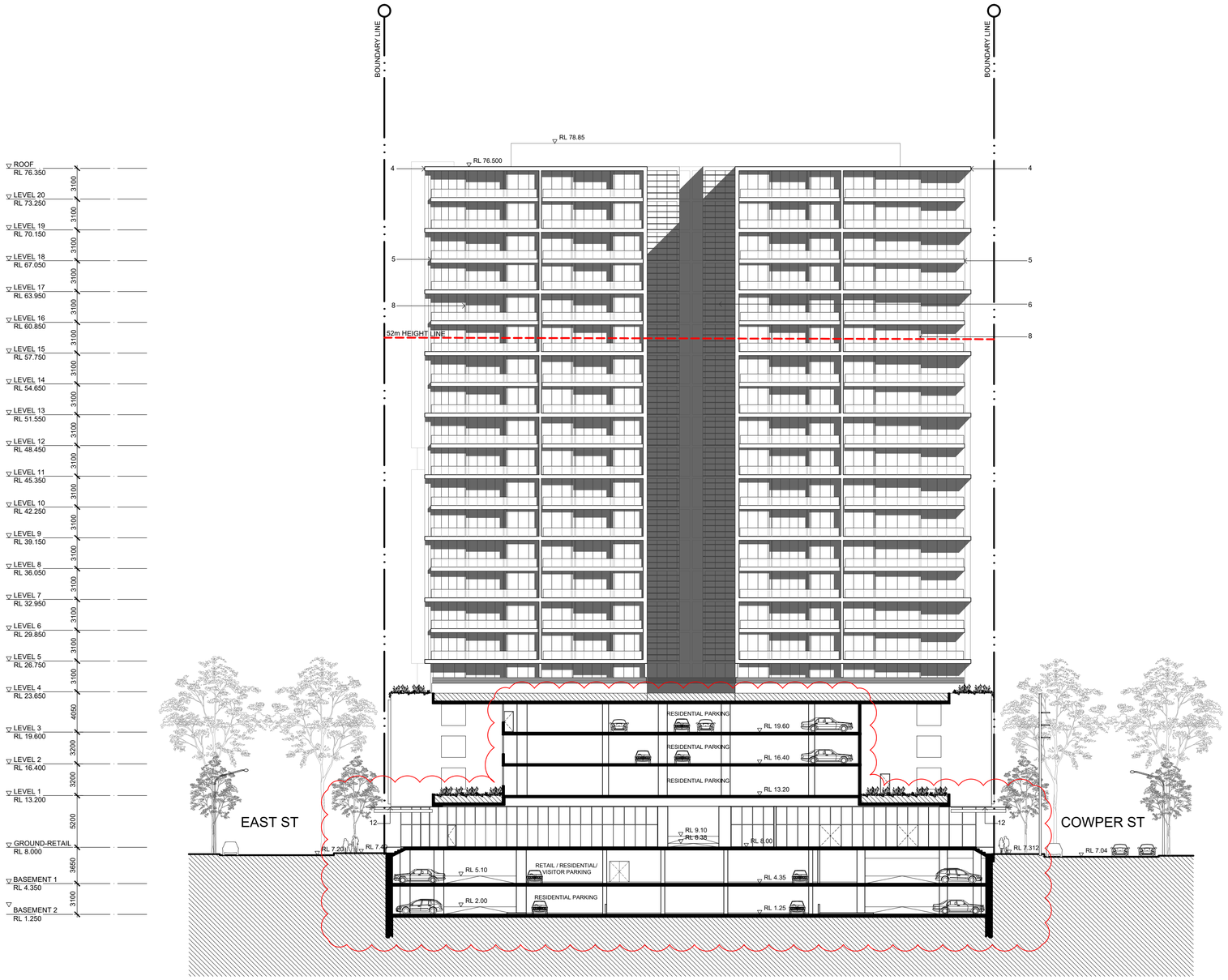

LEGEND

1. DULUX PAINT COLOUR - *DAIRY MADE*
2. DULUX PAINT COLOUR - *WESTERN MYALL*
3. DULUX PAINT COLOUR - *MILTON MOON*
4. DULUX PAINT COLOUR - *VIVID WHITE*
5. DULUX PAINT COLOUR - *TIMELESS GREY*
6. HARDWOOD TIMBER - *CASUARINA*
7. TRESPA - *MONTREUX AMBER*
8. DULUX POWDERCOAT - *MONUMENT MATT*
9. INTERPONE POWDERCOAT ALUMINIUM SUNSCREEN
10. DULUX PAINT COLOUR - *ZEUS WHITE* POWDERCOATED ALUMINIUM SCREEN
11. GREEN COPPER PANEL CLADDING
12. FRAMELESS GLASS AWNING

IMPORTANT NOTES:

Do not scale from drawings. All dimensions shall be checked on site before commencement of work. All discrepancies shall be brought to the attention of the Architect. Larger scale drawings and written dimensions take precedence. This drawing is copyright and the property of the author, and must not be retained, copied or used without the express authority of MARCHESE PARTNERS INTERNATIONAL PTY. LTD.

REVISION	DATE	DESCRIPTION	BY
A	2016.07.06	DEVELOPMENT APPLICATION	JR
B	2016.08.24	REVISED WINDOW SIZES TO MEET BASIX REQUIREMENTS	LP
C	2016.11.10	REQUEST FOR ADDITIONAL INFORMATION	LP
D	2016.12.20	REQUEST FOR ADDITIONAL INFORMATION	LP
E	2017.07.26	REQUEST FOR ADDITIONAL INFORMATION ON PROPOSED POWER POLES AND POWER LINES	LP
F	2018.07.12	SECTION 96 - 2	SD

marchesepartners

Marchese Partners International Pty Ltd
Level 1, 53 Walker Street. North Sydney, NSW 2060. Australia
P +61 2 9922 4375 F +61 2 9929 5786 E info@marchesepartners.com
www.marchesepartners.com
Sydney · Brisbane · Canberra · Melbourne · Adelaide · Perth
London · Kuala Lumpur · Auckland
ABN 20 098 552 151

0 1 2 3 4 5 10

CLIENT
BSDSG

PROJECT
GRANVILLE PLACE

DRAWING TITLE
SECTION CC

SCALE	DATE	DRAWN	CHECKED
1:250 AT A1 1:500 AT A3	17/06/2016	JR	EN
JOB	DRAWING		REVISION
16007	DA3.03		F

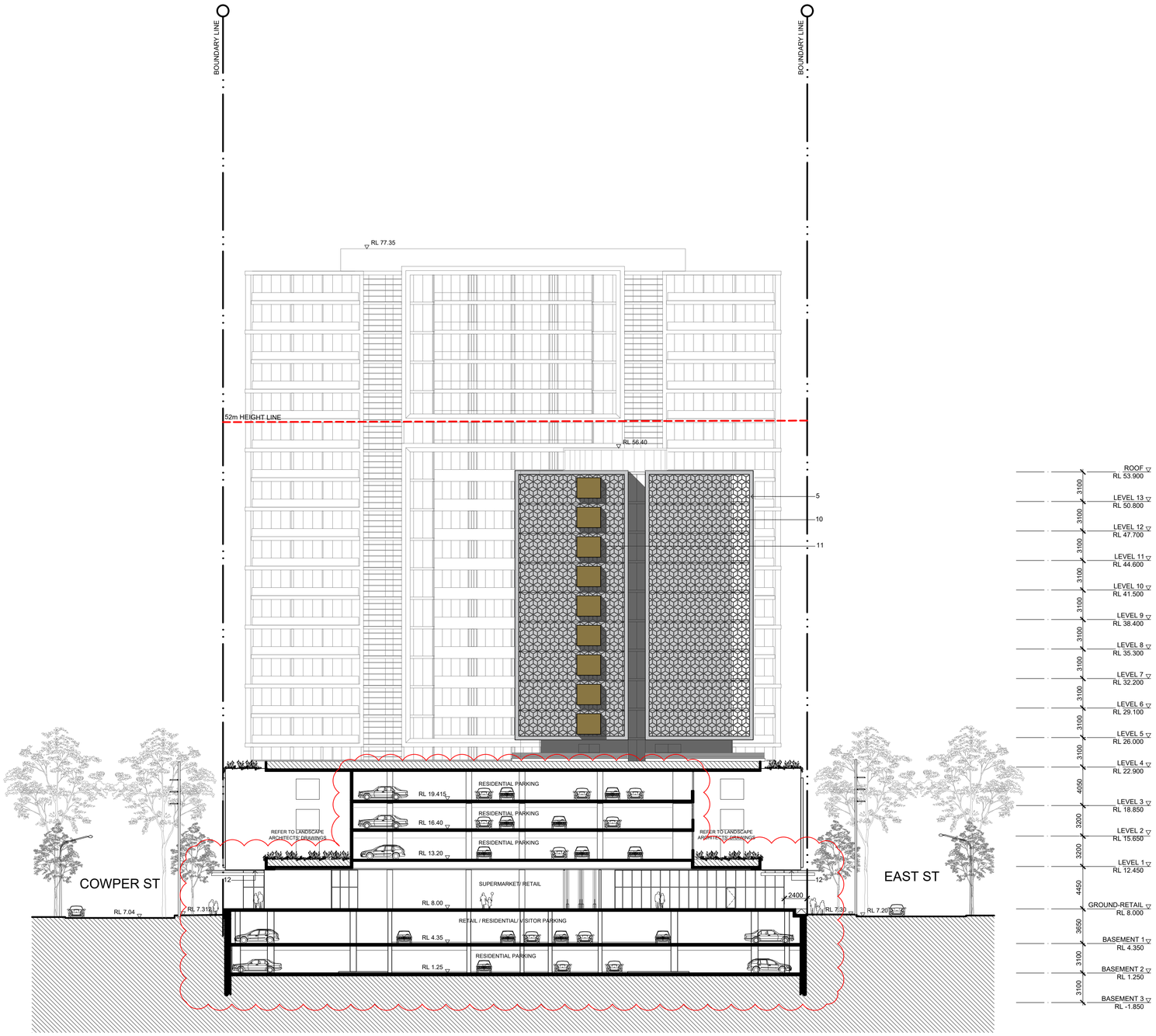

LEGEND

1. DULUX PAINT COLOUR - *DAIRY MADE*
2. DULUX PAINT COLOUR - *WESTERN MYALL*
3. DULUX PAINT COLOUR - *MILTON MOON*
4. DULUX PAINT COLOUR - *VIVID WHITE*
5. DULUX PAINT COLOUR - *TIMELESS GREY*
6. HARDWOOD TIMBER - *CASUARINA*
7. TRESPA - *MONTREUX AMBER*
8. DULUX POWDERCOAT - *MONUMENT MATT*
9. INTERPONE POWDERCOAT ALUMINIUM SUNSCREEN
10. DULUX PAINT COLOUR - *ZEUS WHITE* POWDERCOATED ALUMINIUM SCREEN
11. GREEN COPPER PANEL CLADDING
12. FRAMELESS GLASS AWNING

IMPORTANT NOTES:

Do not scale from drawings. All dimensions shall be checked on site before commencement of work. All discrepancies shall be brought to the attention of the Architect. Larger scale drawings and written dimensions take precedence. This drawing is copyright and the property of the author, and must not be retained, copied or used without the express authority of MARCHESE PARTNERS INTERNATIONAL PTY. LTD.

REVISION	DATE	DESCRIPTION	BY
A	2016.07.06	DEVELOPMENT APPLICATION	LP
B	2016.08.24	REQUEST FOR ADDITIONAL INFORMATION	LP
C	2016.11.10	REQUEST FOR ADDITIONAL INFORMATION ON PROPOSED POWER POLES AND POWER LINES	LP
D	2017.12.01	DEVELOPMENT APPLICATION	LP
E	2018.07.12	SECTION 96 - 2	SD

marchesepartners

Marchese Partners International Pty Ltd
Level 1, 53 Walker Street. North Sydney, NSW 2060. Australia
P +61 2 9922 4375 F +61 2 9929 5786 E info@marchesepartners.com
www.marchesepartners.com
Sydney · Brisbane · Canberra · Melbourne · Adelaide · Perth
London · Kuala Lumpur · Auckland
ABN 20 098 552 151

0 1 2 3 4 5 10

CLIENT
BSDSG

PROJECT
GRANVILLE PLACE

DRAWING TITLE
SECTION DD

SCALE	DATE	DRAWN	CHECKED
1:250 AT A1 1:500 AT A3	17/06/2016	JR	EN
JOB	DRAWING		REVISION
16007	DA3.04		E

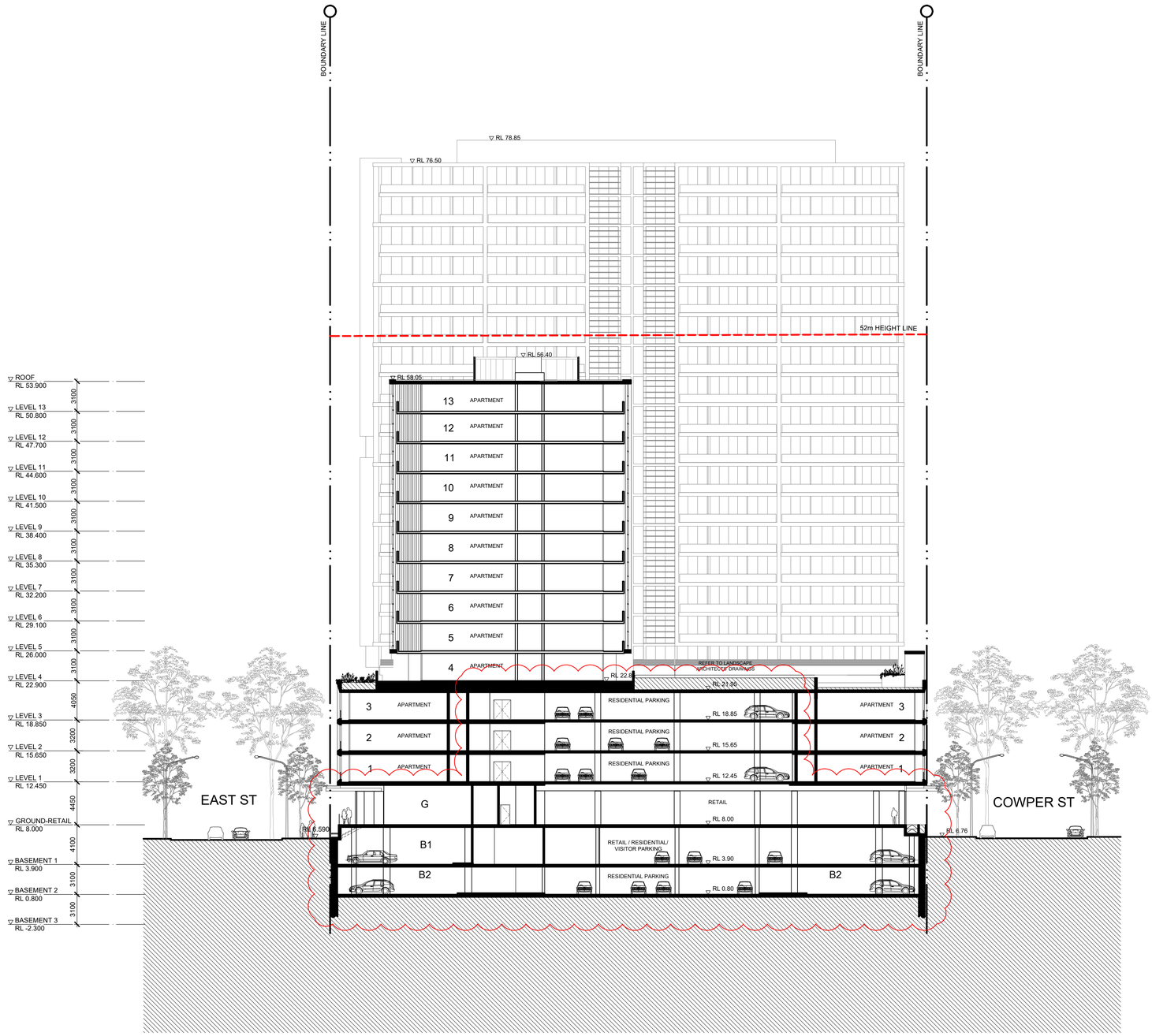

LEGEND

1. DULUX PAINT COLOUR - *DAIRY MADE*
2. DULUX PAINT COLOUR - *WESTERN MYALL*
3. DULUX PAINT COLOUR - *MILTON MOON*
4. DULUX PAINT COLOUR - *VIVID WHITE*
5. DULUX PAINT COLOUR - *TIMELESS GREY*
6. HARDWOOD TIMBER - *CASUARINA*
7. TRESPA - *MONTREUX AMBER*
8. DULUX POWDERCOAT - *MONUMENT MATT*
9. INTERPONE POWDERCOAT ALUMINIUM SUNSCREEN
10. DULUX PAINT COLOUR - *ZEUS WHITE* POWDERCOATED ALUMINIUM SCREEN
11. GREEN COPPER PANEL CLADDING
12. FRAMELESS GLASS AWNING

IMPORTANT NOTES:

Do not scale from drawings. All dimensions shall be checked on site before commencement of work. All discrepancies shall be brought to the attention of the Architect. Larger scale drawings and written dimensions take precedence. This drawing is copyright and the property of the author, and must not be retained, copied or used without the express authority of MARCHESE PARTNERS INTERNATIONAL PTY. LTD.

REVISION	DATE	DESCRIPTION	BY
A	2016.07.06	DEVELOPMENT APPLICATION	JR
B	2016.12.20	REQUEST FOR ADDITIONAL INFORMATION	LP
C	2018.07.12	SECTION 96 - 2	SD

marchesepartners

Marchese Partners International Pty Ltd
Level 1, 53 Walker Street. North Sydney, NSW 2060. Australia
P +61 2 9922 4375 F +61 2 9929 5786 E info@marchesepartners.com
www.marchesepartners.com
Sydney · Brisbane · Canberra · Melbourne · Adelaide · Perth
London · Kuala Lumpur · Auckland
ABN 20 098 552 151

0 1 2 3 4 5 10

CLIENT
BSDSG

PROJECT
GRANVILLE PLACE

DRAWING TITLE
SECTION EE

SCALE	DATE	DRAWN	CHECKED
1:250 AT A1 1:500 AT A3	17/06/2016	JR	EN

JOB	DRAWING	REVISION
16007	DA3.05	C

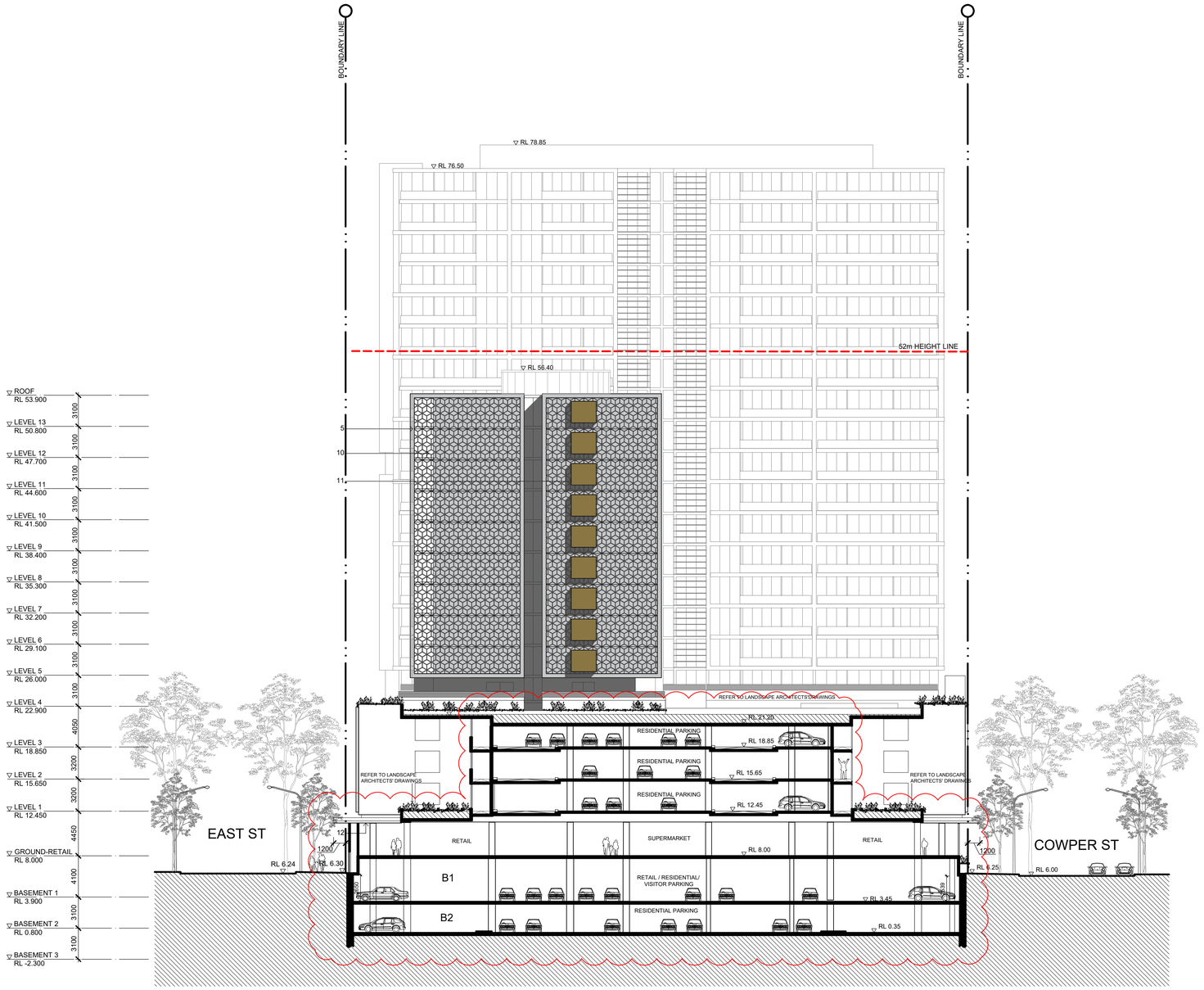

LEGEND

1. DULUX PAINT COLOUR - *DAIRY MADE*
2. DULUX PAINT COLOUR - *WESTERN MYALL*
3. DULUX PAINT COLOUR - *MILTON MOON*
4. DULUX PAINT COLOUR - *VIVID WHITE*
5. DULUX PAINT COLOUR - *TIMELESS GREY*
6. HARDWOOD TIMBER - *CASUARINA*
7. TRESPA - *MONTREUX AMBER*
8. DULUX POWDERCOAT - *MONUMENT MATT*
9. INTERPONE POWDERCOAT ALUMINIUM SUNSCREEN
10. DULUX PAINT COLOUR - *ZEUS WHITE* POWDERCOATED ALUMINIUM SCREEN
11. GREEN COPPER PANEL CLADDING
12. FRAMELESS GLASS AWNING

IMPORTANT NOTES:

Do not scale from drawings. All dimensions shall be checked on site before commencement of work. All discrepancies shall be brought to the attention of the Architect. Larger scale drawings and written dimensions take precedence. This drawing is copyright and the property of the author, and must not be retained, copied or used without the express authority of MARCHESE PARTNERS INTERNATIONAL PTY. LTD.

REVISION	DATE	DESCRIPTION	BY
A	2016.07.06	DEVELOPMENT APPLICATION	LP
B	2016.08.24	REQUEST FOR ADDITIONAL INFORMATION	LP
C	2017.02.03	INCORPORATED REVISED HYD. ENG. INF.	LP
D	2017.12.01	DEVELOPMENT APPLICATION	LP
E	2018.07.12	SECTION 96 - 2	SD

marchesepartners

Marchese Partners International Pty Ltd
Level 1, 53 Walker Street. North Sydney, NSW 2060. Australia
P +61 2 9922 4375 F +61 2 9929 5786 E info@marchesepartners.com
www.marchesepartners.com
Sydney · Brisbane · Canberra · Melbourne · Adelaide · Perth
London · Kuala Lumpur · Auckland
ABN 20 098 552 151

0 1 2 3 4 5 10

CLIENT
BSDSG

PROJECT
GRANVILLE PLACE

DRAWING TITLE
SECTION FF

SCALE	DATE	DRAWN	CHECKED
1:250 AT A1 1:500 AT A3	17/06/2016	JR	EN

JOB	DRAWING	REVISION
16007	DA3.06	E

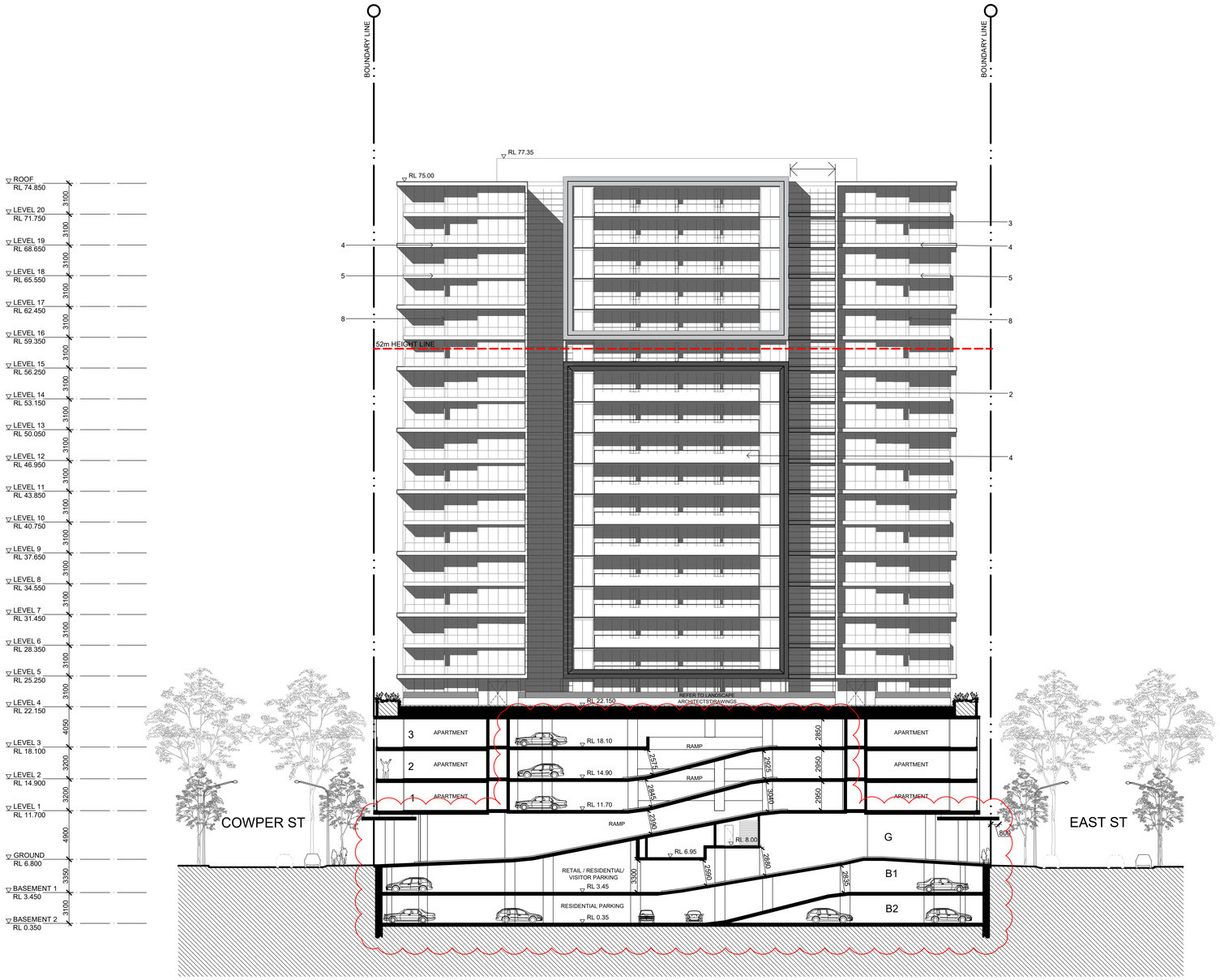

LEGEND

1. DULUX PAINT COLOUR - *DAIRY MADE*
2. DULUX PAINT COLOUR - *WESTERN MYALL*
3. DULUX PAINT COLOUR - *MILTON MOON*
4. DULUX PAINT COLOUR - *VIVID WHITE*
5. DULUX PAINT COLOUR - *TIMELESS GREY*
6. HARDWOOD TIMBER - *CASUARINA*
7. TRESPA - *MONTREUX AMBER*
8. DULUX POWDERCOAT - *MONUMENT MATT*
9. INTERPONE POWDERCOAT ALUMINIUM SUNSCREEN
10. DULUX PAINT COLOUR - *ZEUS WHITE* POWDERCOATED ALUMINIUM SCREEN
11. GREEN COPPER PANEL CLADDING
12. FRAMELESS GLASS AWNING

IMPORTANT NOTES:

Do not scale from drawings. All dimensions shall be checked on site before commencement of work. All discrepancies shall be brought to the attention of the Architect. Larger scale drawings and written dimensions take precedence. This drawing is copyright and the property of the author, and must not be retained, copied or used without the express authority of MARCHESE PARTNERS INTERNATIONAL PTY. LTD.

REVISION	DATE	DESCRIPTION	BY
A	2016.07.06	DEVELOPMENT APPLICATION	JR
B	2016.11.10	REQUEST FOR ADDITIONAL INFORMATION	LP
C	2016.12.20	REQUEST FOR ADDITIONAL INFORMATION	LP
D	2017.12.01	SECTION 96	PS
E	2018.07.12	SECTION 96 - 2	SD

marchesepartners

Marchese Partners International Pty Ltd
Level 1, 53 Walker Street. North Sydney, NSW 2060. Australia
P +61 2 9922 4375 F +61 2 9929 5786 E info@marchesepartners.com
www.marchesepartners.com
Sydney · Brisbane · Canberra · Melbourne · Adelaide · Perth
London · Kuala Lumpur · Auckland
ABN 20 098 552 151

0 1 2 3 4 5 10

CLIENT
BSDSG

PROJECT
GRANVILLE PLACE

DRAWING TITLE
SECTION GG

SCALE	DATE	DRAWN	CHECKED
1:250 AT A1 1:500 AT A3	17/06/2016	JR	PS

JOB	DRAWING	REVISION
16007	DA3.07	E

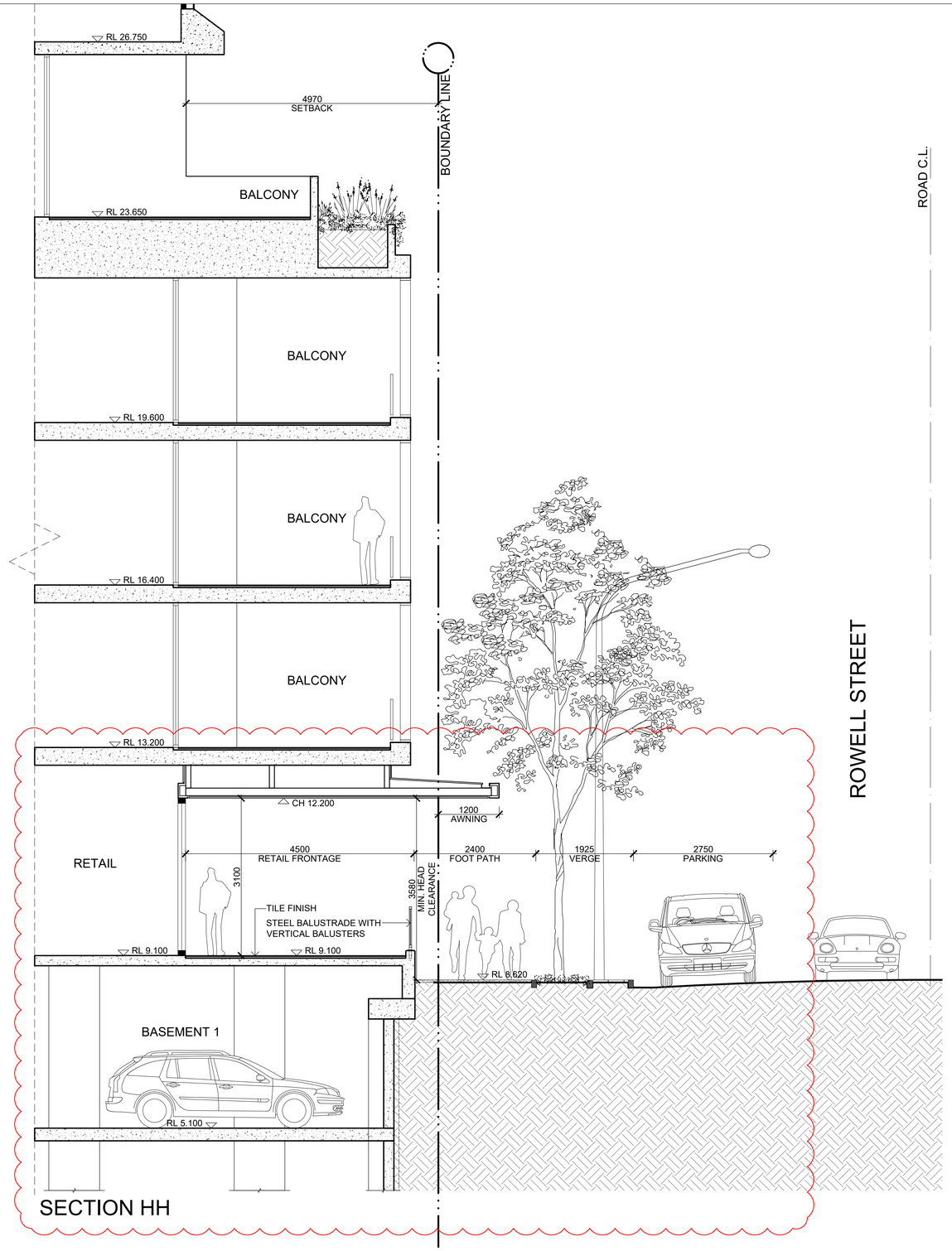

SECTION HH

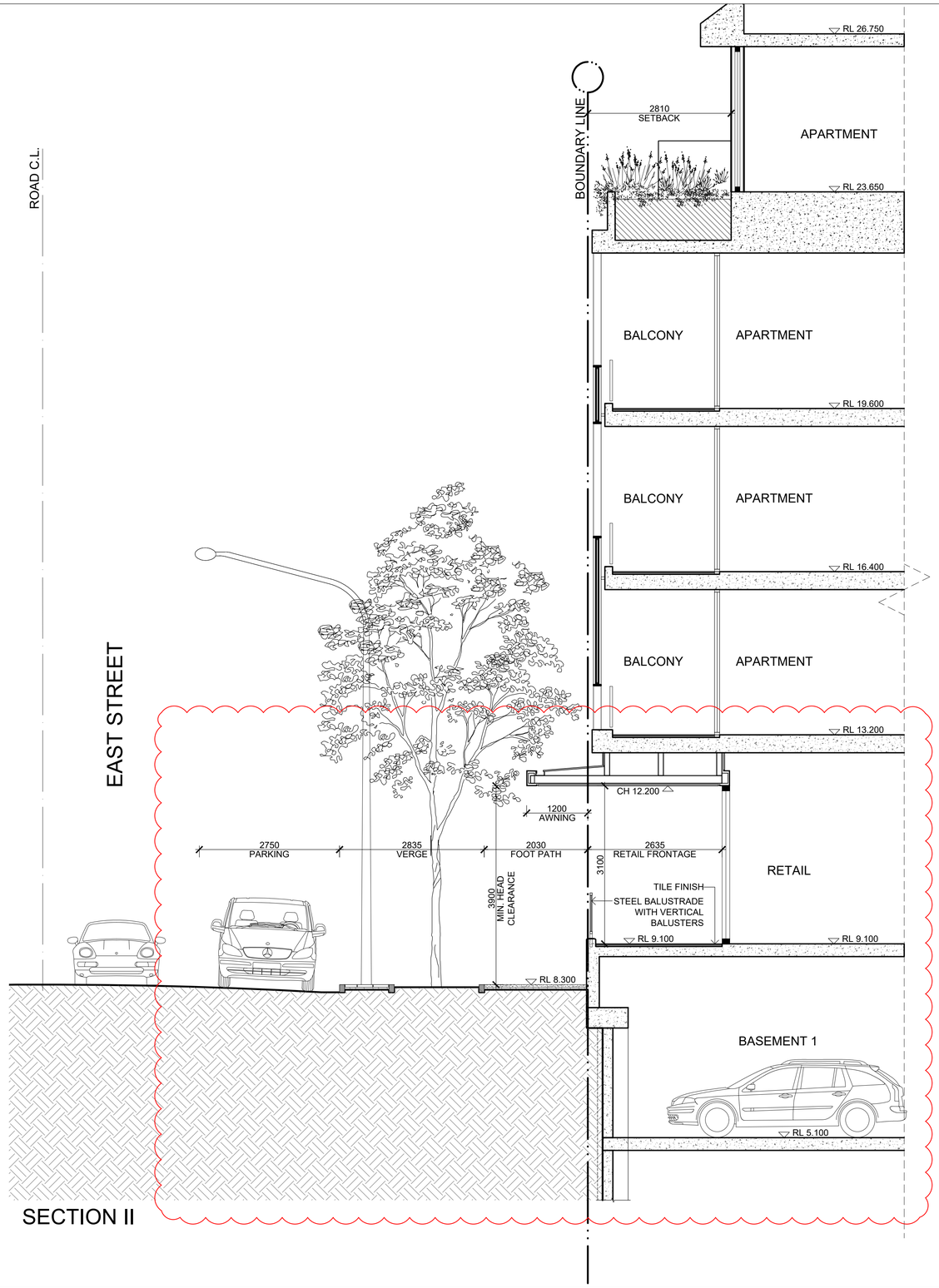

SECTION II

IMPORTANT NOTES:

Do not scale from drawings. All dimensions shall be checked on site before commencement of work. All discrepancies shall be brought to the attention of the Architect. Larger scale drawings and written dimensions take precedence. This drawing is copyright and the property of the author, and must not be retained, copied or used without the express authority of MARCHESE PARTNERS INTERNATIONAL PTY. LTD.

REVISION	DATE	DESCRIPTION	BY
A	2016.11.10	REQUEST FOR ADDITIONAL INFORMATION	HS
B	2016.11.25	REQUEST FOR ADDITIONAL INFORMATION	LP
C	2016.12.20	REQUEST FOR ADDITIONAL INFORMATION	LP
D	2018.07.12	SECTION 96 - 2	SD

marchesepartners

Marchese Partners International Pty Ltd
Level 1, 53 Walker Street. North Sydney, NSW 2060. Australia
P +61 2 9922 4375 F +61 2 9929 5786 E info@marchesepartners.com
www.marchesepartners.com
Sydney · Brisbane · Canberra · Melbourne · Adelaide · Perth
London · Kuala Lumpur · Auckland
ABN 20 098 552 151

0 1 2

CLIENT
BSDSG

PROJECT
GRANVILLE PLACE

DRAWING TITLE
DETAIL SECTION HH AND II

SCALE	DATE	DRAWN	CHECKED
1:50 AT A1 1:100 AT A3	17/06/2016	SD	PS

JOB	DRAWING	REVISION
16007	DA3.08	D

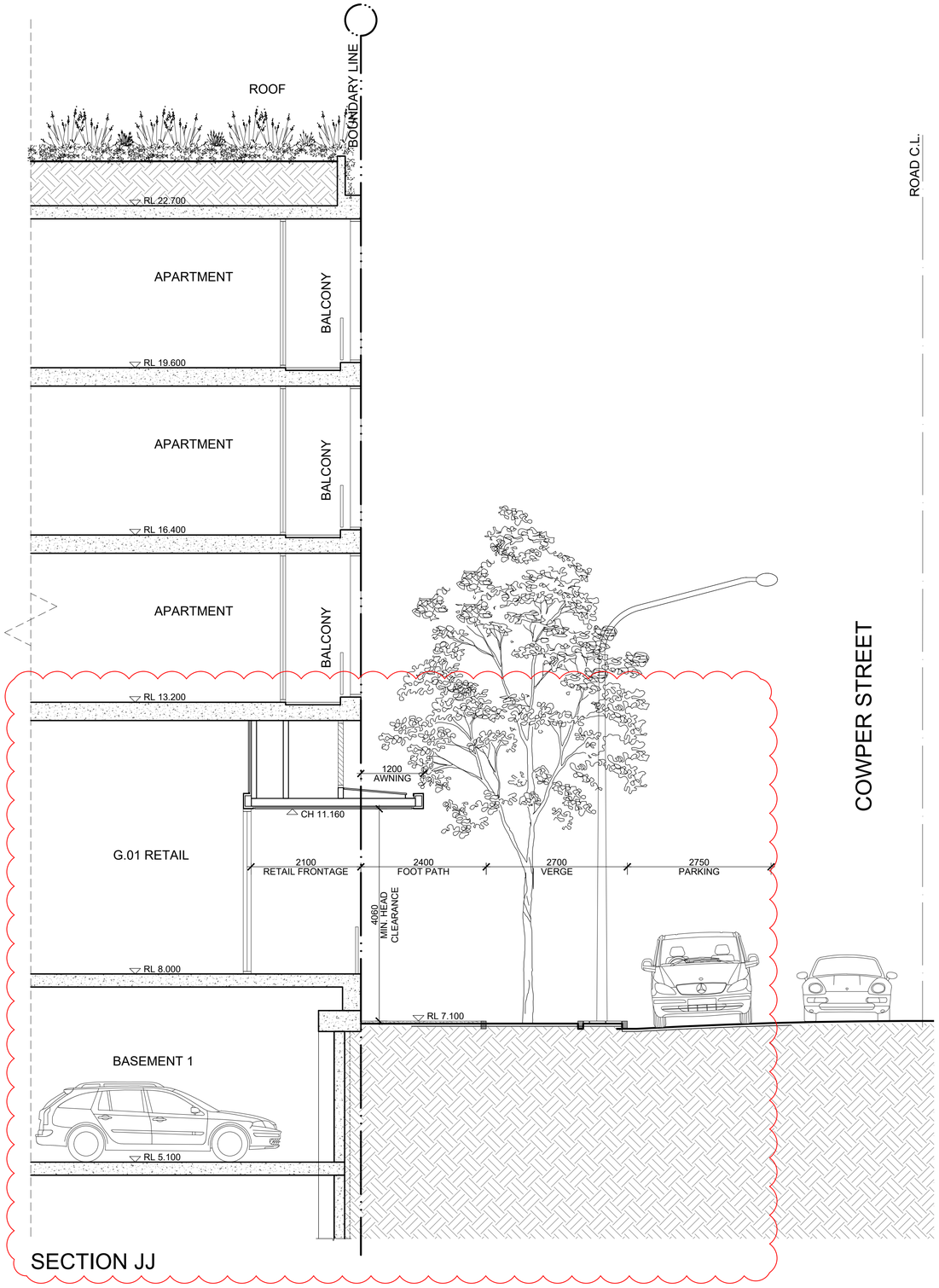

SECTION JJ

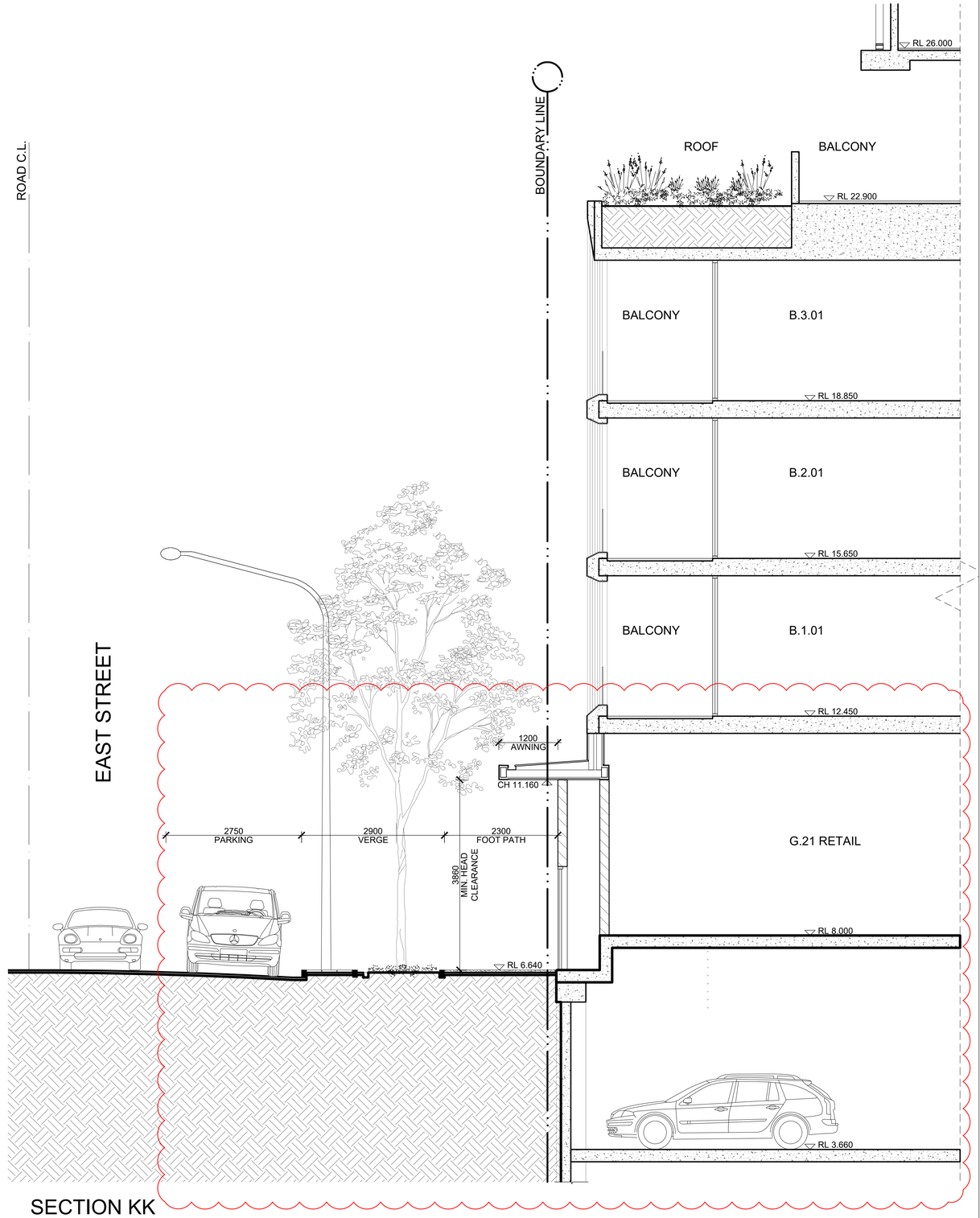

SECTION KK

IMPORTANT NOTES:

Do not scale from drawings. All dimensions shall be checked on site before commencement of work. All discrepancies shall be brought to the attention of the Architect. Larger scale drawings and written dimensions take precedence. This drawing is copyright and the property of the author, and must not be retained, copied or used without the express authority of MARCHESE PARTNERS INTERNATIONAL PTY. LTD.

REVISION	DATE	DESCRIPTION	BY
A	2016.11.10	REQUEST FOR ADDITIONAL INFORMATION	HS
B	2016.11.25	REQUEST FOR ADDITIONAL INFORMATION	LP
C	2016.12.20	REQUEST FOR ADDITIONAL INFORMATION	LP
D	2018.07.12	SECTION 96 - 2	SD

marchesepartners

Marchese Partners International Pty Ltd
Level 1, 53 Walker Street. North Sydney, NSW 2060. Australia
P +61 2 9922 4375 F +61 2 9929 5786 E info@marchesepartners.com
www.marchesepartners.com
Sydney · Brisbane · Canberra · Melbourne · Adelaide · Perth
London · Kuala Lumpur · Auckland
ABN 20 098 552 151

0 1 2

CLIENT
BSDSG

PROJECT
GRANVILLE PLACE

DRAWING TITLE
DETAIL SECTION JJ AND KK

SCALE	DATE	DRAWN	CHECKED
1:50@A1 1:100@A3	17/06/2016	LP	EN
JOB	DRAWING		REVISION
16007	DA3.09		D

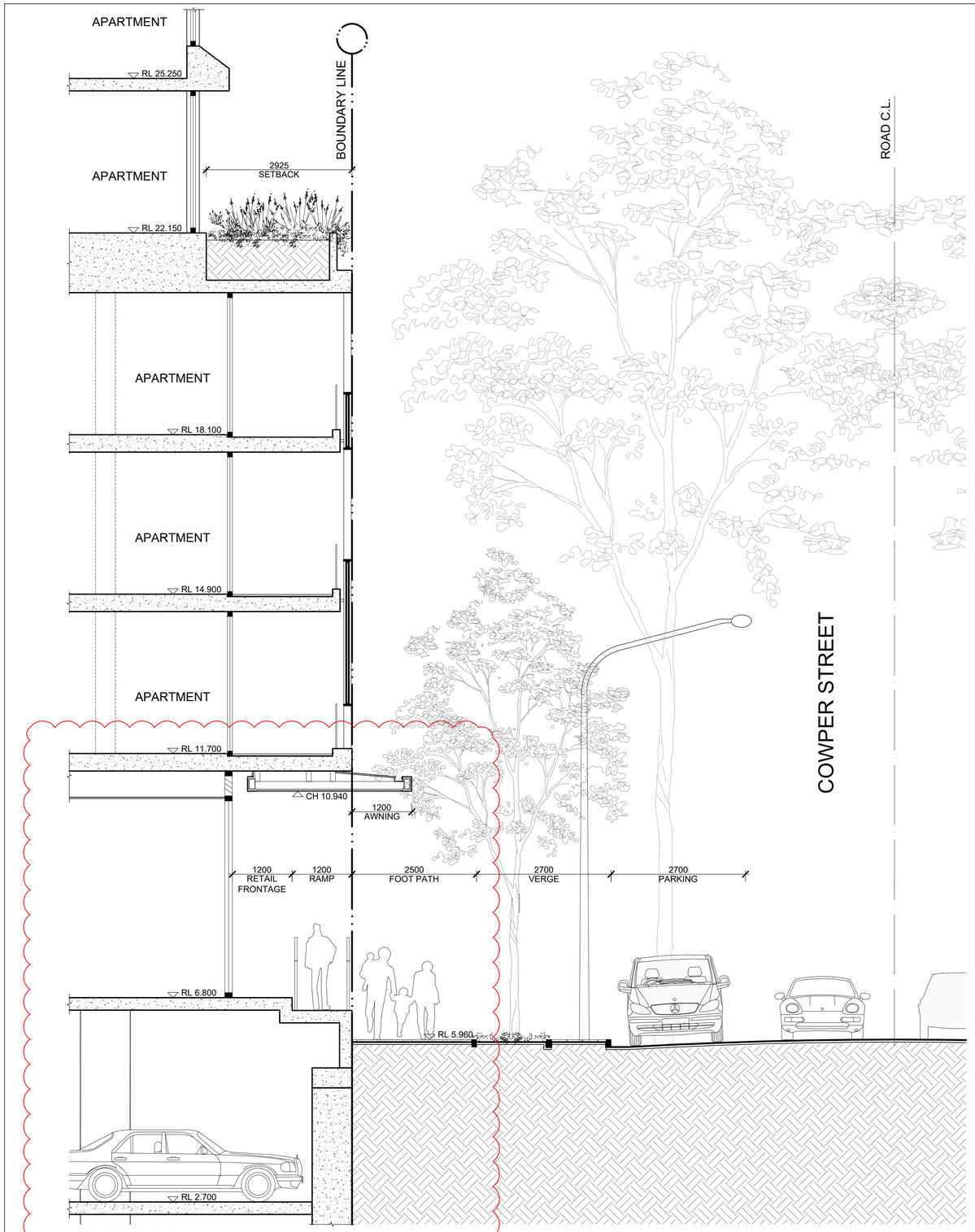

SECTION LL

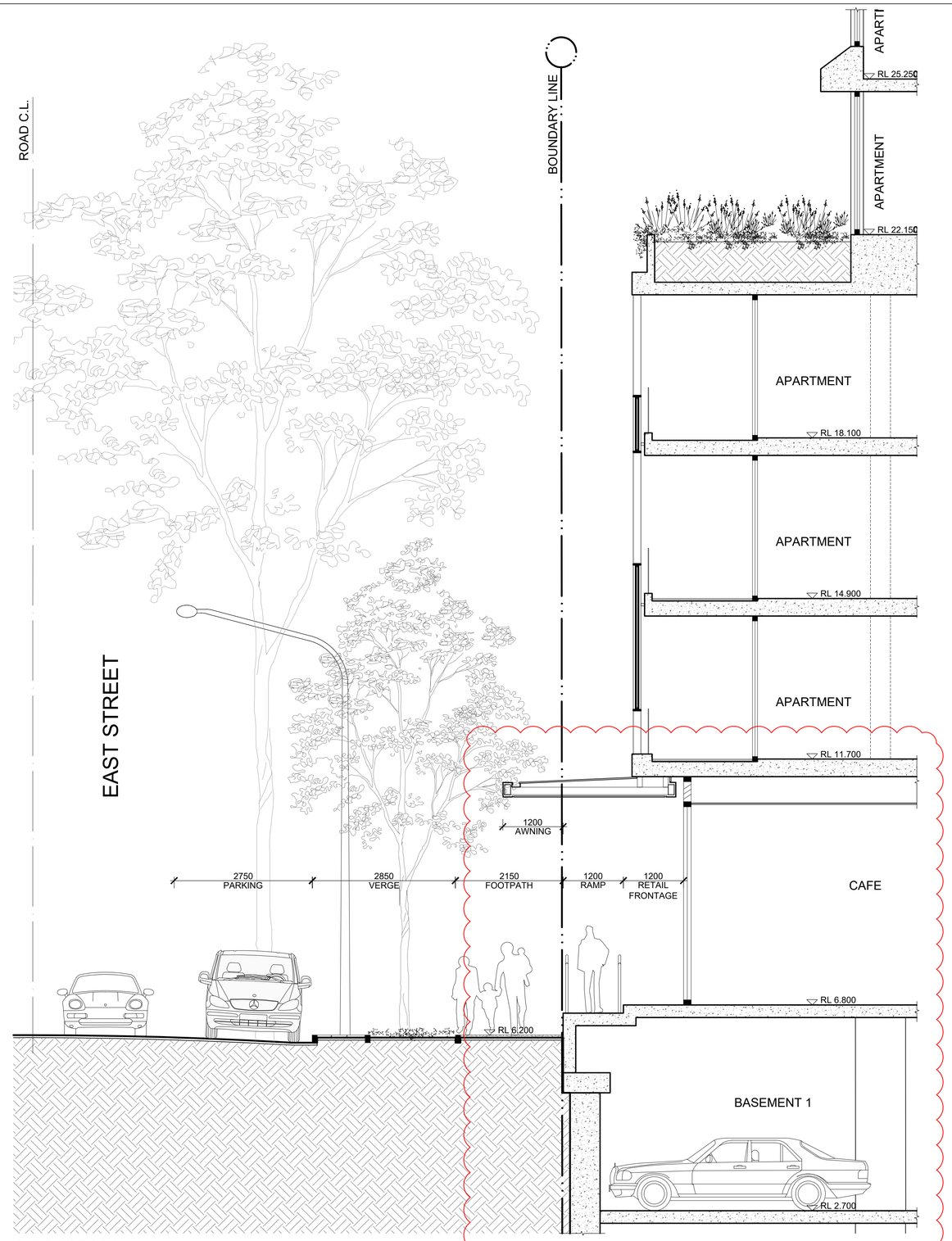

SECTION MM

IMPORTANT NOTES:

Do not scale from drawings. All dimensions shall be checked on site before commencement of work. All discrepancies shall be brought to the attention of the Architect. Larger scale drawings and written dimensions take precedence. This drawing is copyright and the property of the author, and must not be retained, copied or used without the express authority of MARCHESE PARTNERS INTERNATIONAL PTY. LTD.

REVISION	DATE	DESCRIPTION	BY
A	2016.11.10	REQUEST FOR ADDITIONAL INFORMATION	HS
B	2016.11.25	REQUEST FOR ADDITIONAL INFORMATION	LP
C	2016.12.20	REQUEST FOR ADDITIONAL INFORMATION	LP
D	2018.07.12	SECTION 96 - 2	SD

marchesepartners

Marchese Partners International Pty Ltd
Level 1, 53 Walker Street. North Sydney, NSW 2060. Australia
P +61 2 9922 4375 F +61 2 9929 5786 E info@marchesepartners.com
www.marchesepartners.com
Sydney · Brisbane · Canberra · Melbourne · Adelaide · Perth
London · Kuala Lumpur · Auckland
ABN 20 098 552 151

0 1 2

CLIENT
BSDSG

PROJECT
GRANVILLE PLACE

DRAWING TITLE
DETAIL SECTION LL AND MM

SCALE	DATE	DRAWN	CHECKED
1:50@A1 1:100@A3	17/06/2016	LP	EN

JOB	DRAWING	REVISION
16007	DA3.10	D

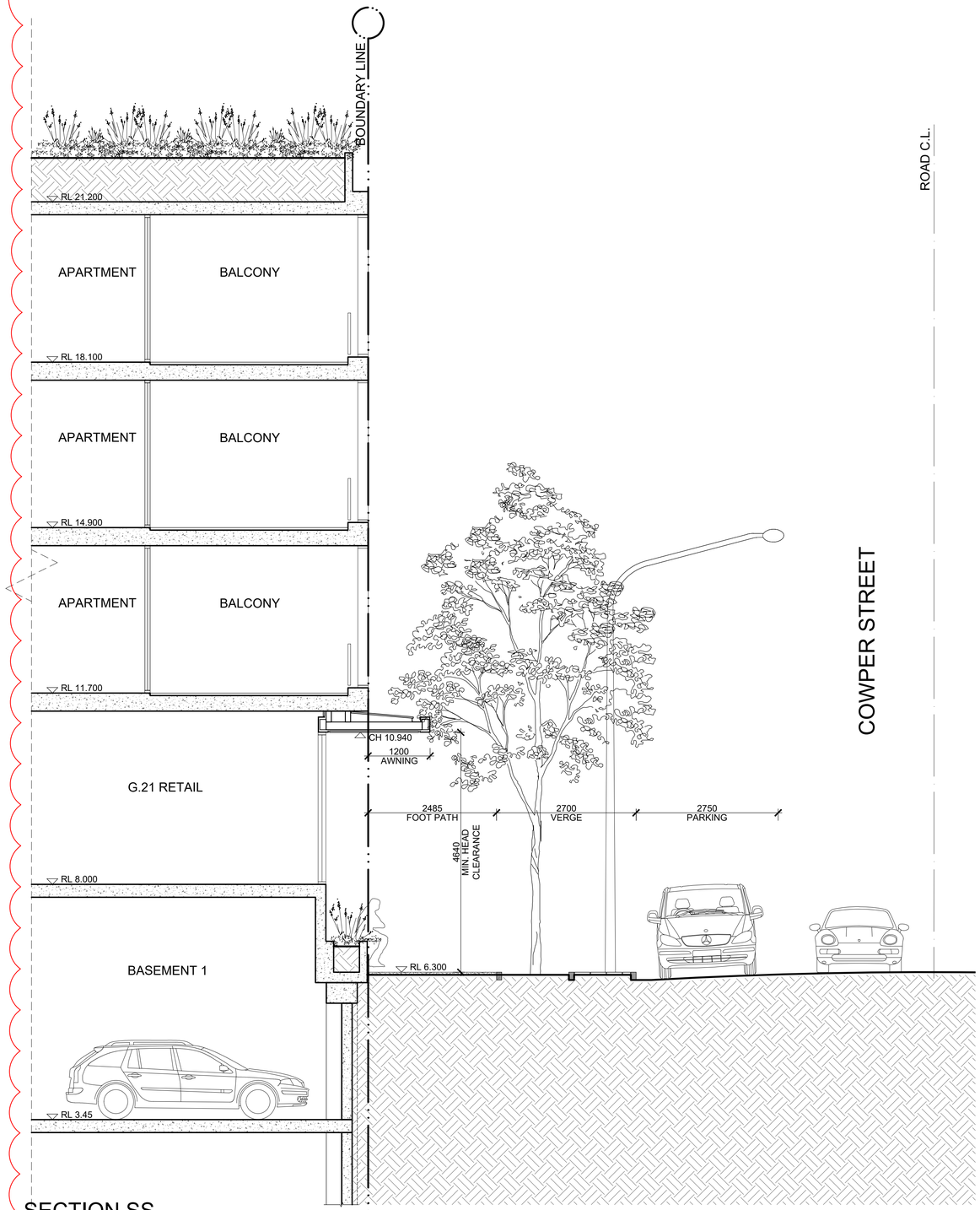

SECTION SS

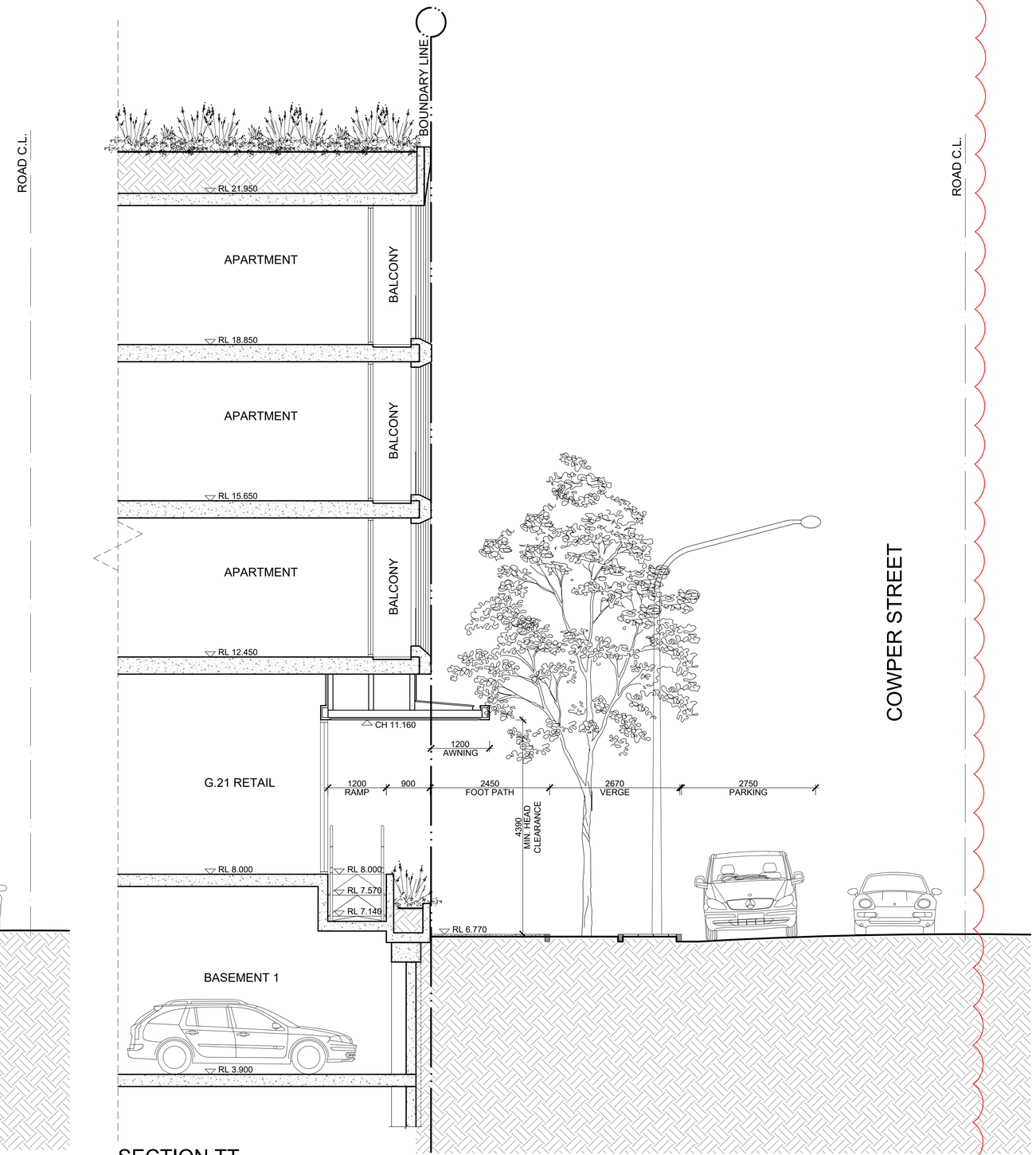

SECTION TT

IMPORTANT NOTES:

Do not scale from drawings. All dimensions shall be checked on site before commencement of work. All discrepancies shall be brought to the attention of the Architect. Larger scale drawings and written dimensions take precedence. This drawing is copyright and the property of the author, and must not be retained, copied or used without the express authority of MARCHESE PARTNERS INTERNATIONAL PTY. LTD.

REVISION	DATE	DESCRIPTION	BY
A	2018.07.12	SECTION 96 - 2	SD

marchesepartners

Marchese Partners International Pty Ltd
Level 1, 53 Walker Street. North Sydney, NSW 2060. Australia
P +61 2 9922 4375 F +61 2 9929 5786 E info@marchesepartners.com
www.marchesepartners.com
Sydney · Brisbane · Canberra · Melbourne · Adelaide · Perth
London · Kuala Lumpur · Auckland
ABN 20 098 552 151

0 1 2

CLIENT
BSDSG

PROJECT
GRANVILLE PLACE

DRAWING TITLE
DETAIL SECTIONS SS AND TT

SCALE	DATE	DRAWN	CHECKED
1:50@A1 1:100@A3	17/06/2016	LP	EN
JOB	DRAWING		REVISION
16007	DA3.11		A

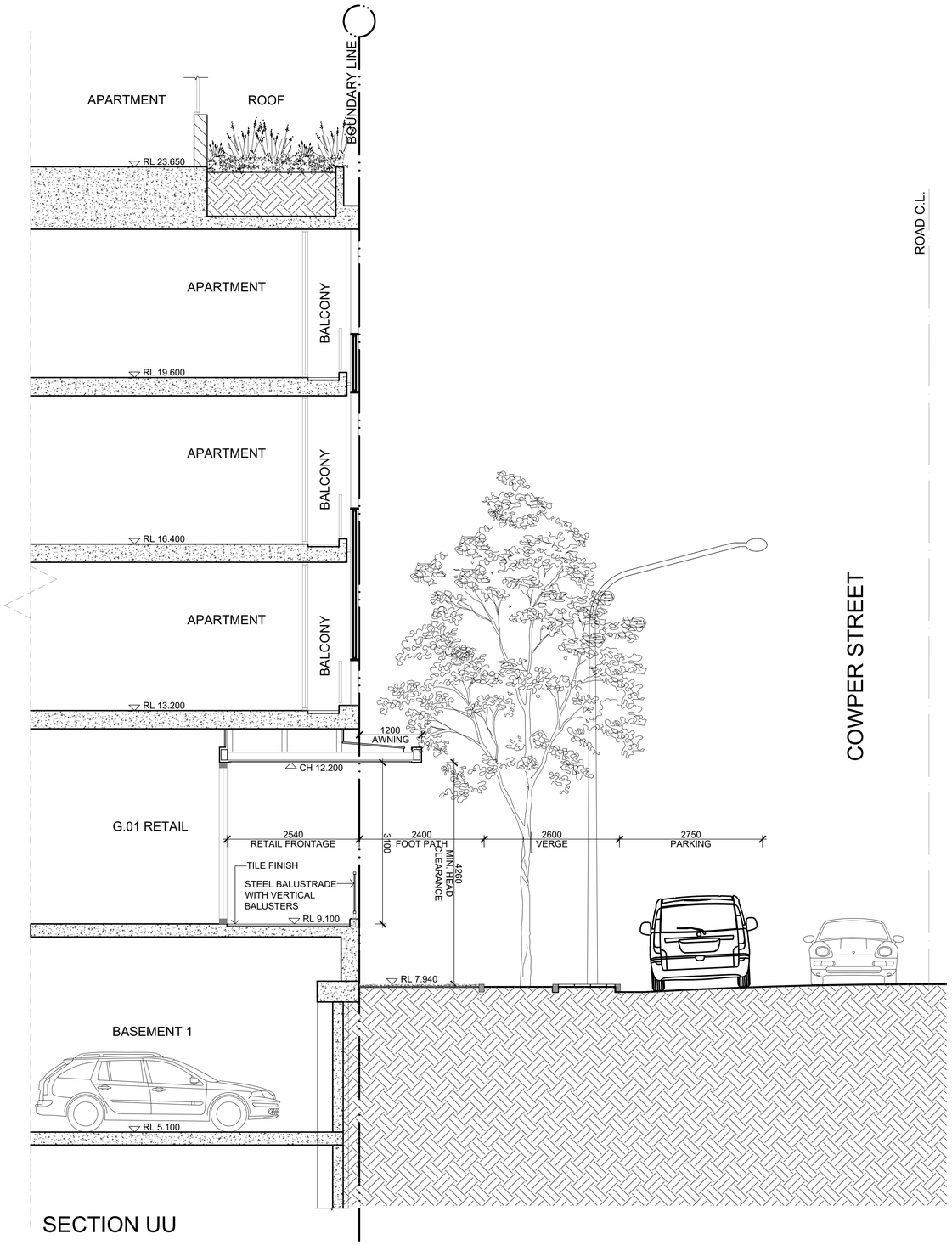

SECTION UU



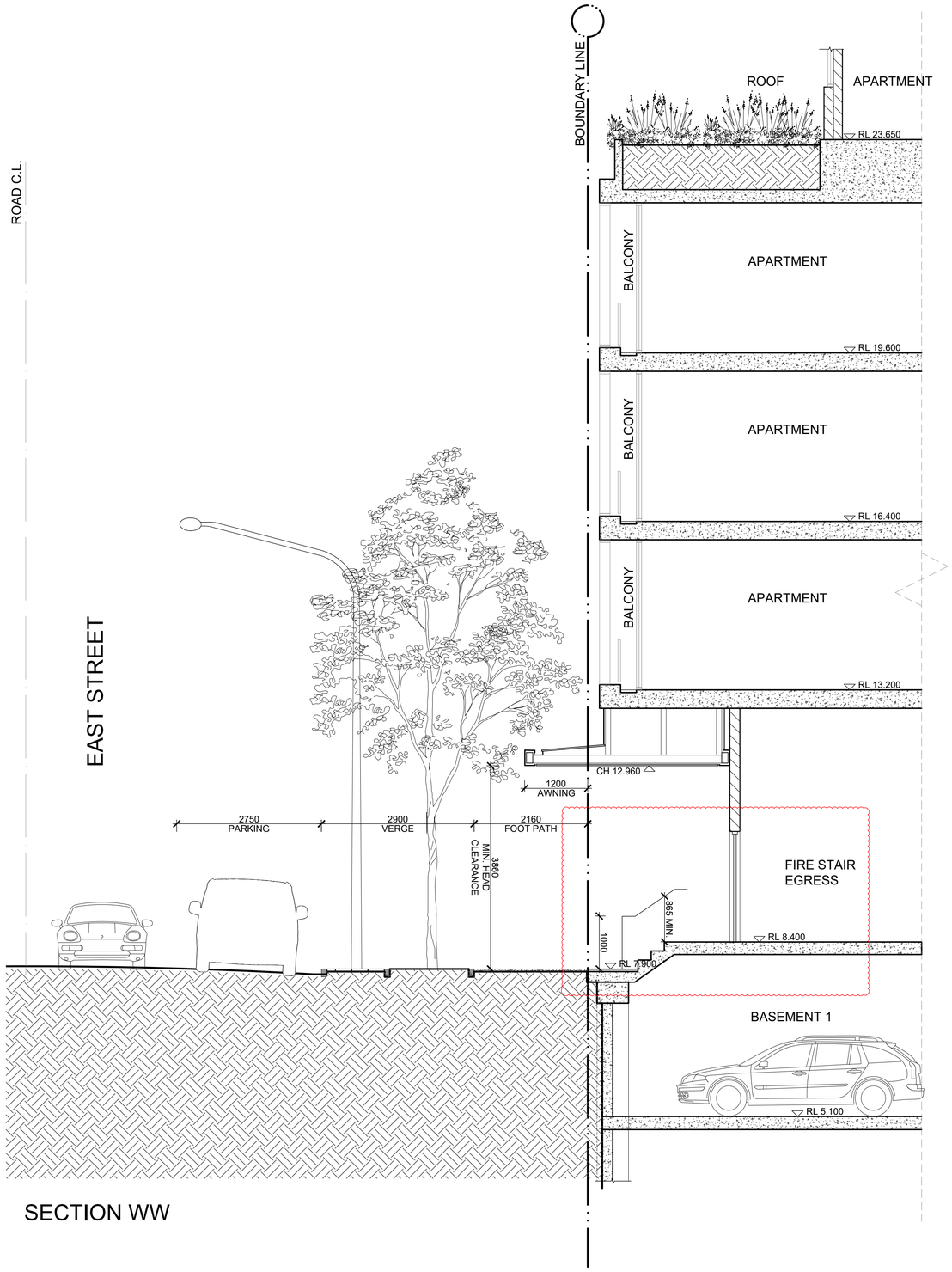

SECTION WW

KEY TO ARCHITECTURAL DRAWINGS:

1. Architectural drawings shall be read in conjunction with other consultant drawings and specifications. Any discrepancies shall be referred to team 2 architects before proceeding with work.
2. All dimensions and levels are in millimeters unless noted otherwise. No dimension shall be obtained by scaling the drawing.
3. All dimensions to be checked on site with any discrepancies referred to team 2 architects before proceeding with work.
4. All work to be carried out in accordance with the requirements of the principal certifying authority, current ncc & australian standards.

©Copyright Team 2 Architects
This drawing is protected by copyright. All right are reserved. Unless permitted under the Copyright Act 1968. No part of this drawing may in any form or by any means be reproduced, published, broadcast or transmitted without the prior written permission of the copyright owner. Please Note: If the status of this drawing is not signed off For Construction it may be subject to change, alteration or amendment at the discretion of Team 2 Architects. If so, Team 2 Architects is not liable for any loss, damage, harm or injury whether special, consequential, direct or indirect, suffered by you or any other person as a result of your use of this drawing for construction purposes.

REVISION	DATE	DESCRIPTION	BY
A	2018.07.12	SECTION 96 - 2	SD
B	2018.11.05	REQUEST FOR ADDITIONAL INFORMATION	KD

TEAM 2 ARCHITECTS

SYDNEY
70/111 Chandos Street
St Leonards NSW 2065
T: + 61 2 9437 3166
E: info@team2.com.au
REG NSW: 9940

MELBOURNE
313/737 Burwood Road
Hawthorn East VIC 3123
ABN: 72 104 833 507
REG VIC: 19340

0 1 2

CLIENT
BSDSG

PROJECT
GRANVILLE PLACE

DRAWING TITLE
DETAIL SECTION UU AND WW

SCALE	DATE	DRAWN	CHECKED
1:50 AT A1 1:100 AT A3	17/06/2016	SD	KD
JOB	DRAWING		REVISION
16007	DA3.12		B

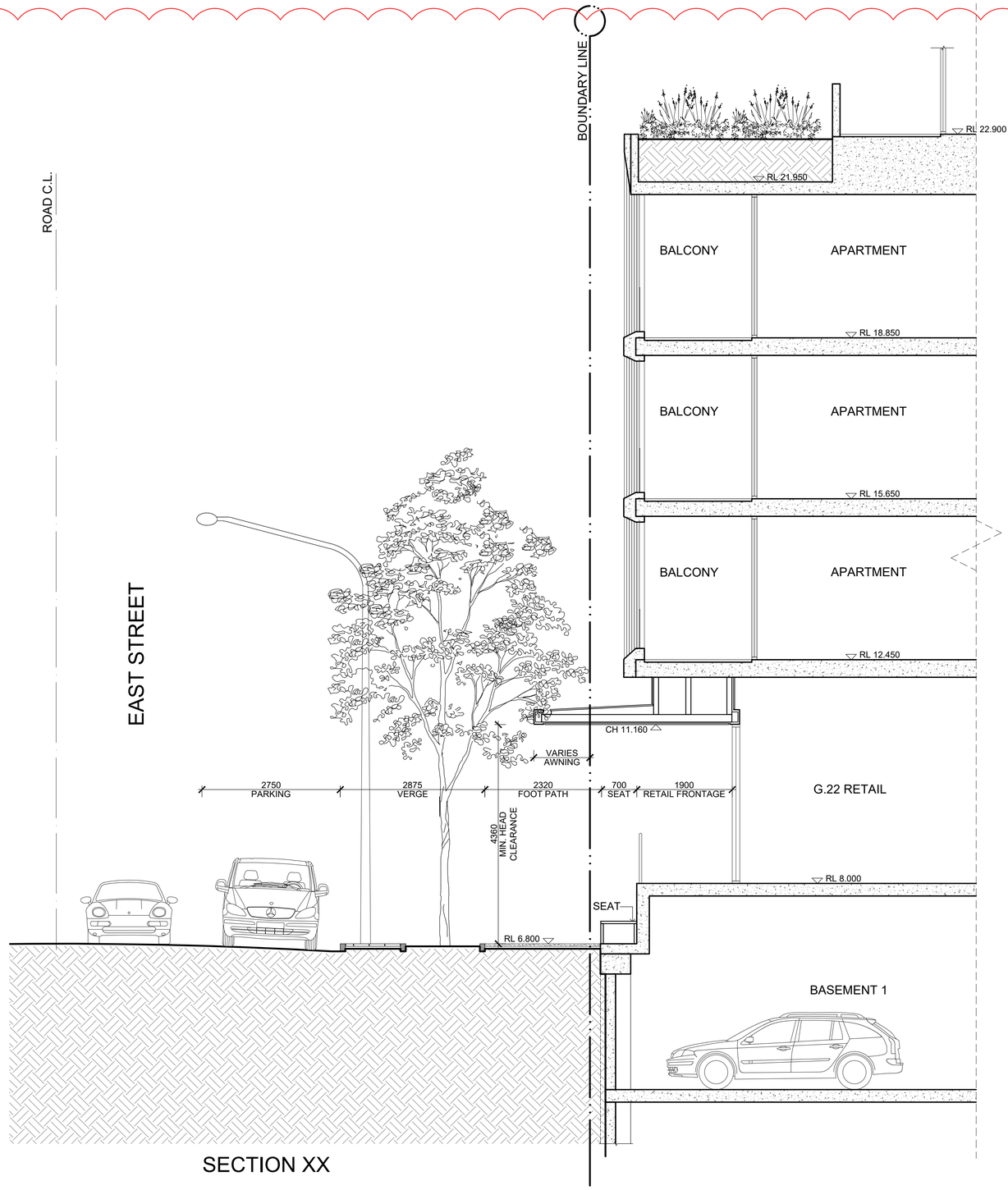

SECTION XX

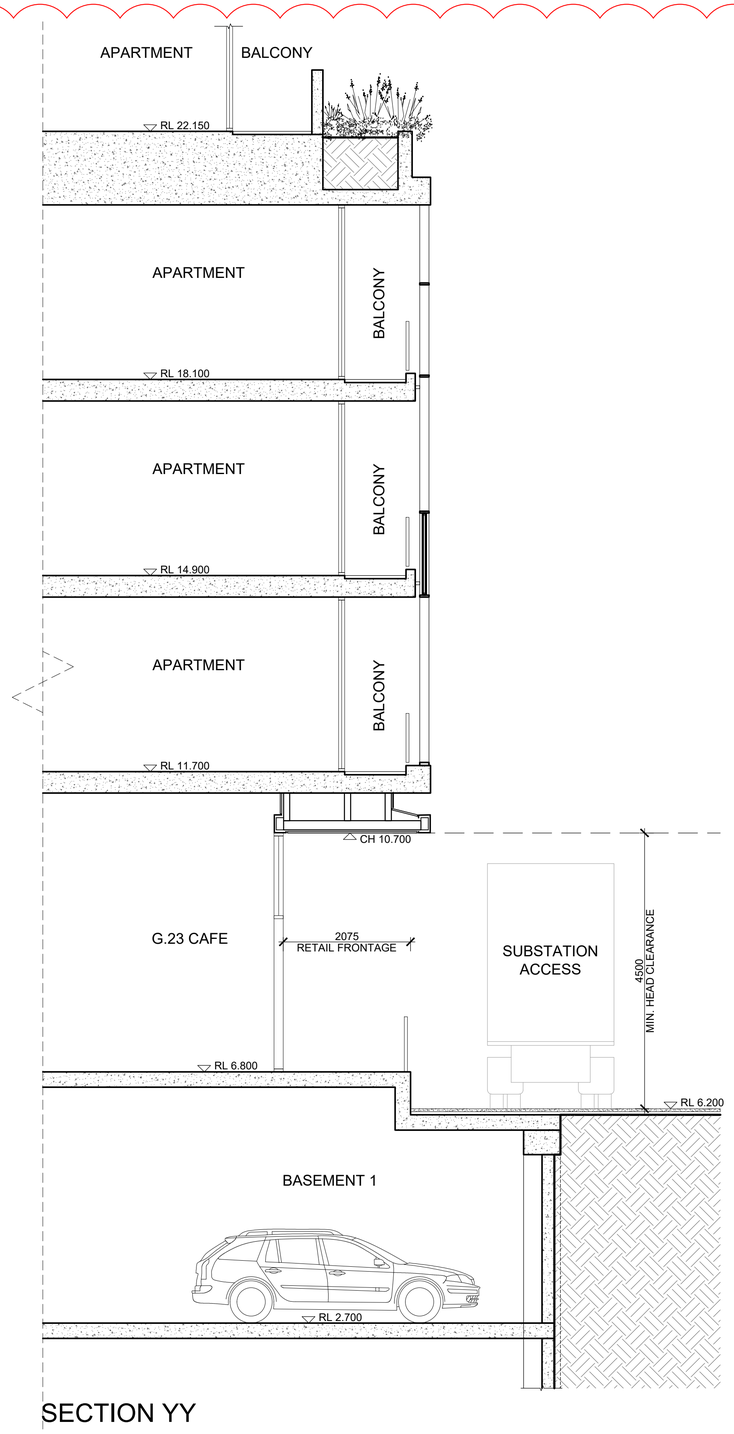

SECTION YY

IMPORTANT NOTES:

Do not scale from drawings. All dimensions shall be checked on site before commencement of work. All discrepancies shall be brought to the attention of the Architect. Larger scale drawings and written dimensions take precedence. This drawing is copyright and the property of the author, and must not be retained, copied or used without the express authority of MARCHESE PARTNERS INTERNATIONAL PTY. LTD.

REVISION	DATE	DESCRIPTION	BY
A	2018.07.12	SECTION 96 - 2	SD

marchesepartners

Marchese Partners International Pty Ltd
Level 1, 53 Walker Street. North Sydney, NSW 2060. Australia
P +61 2 9922 4375 F +61 2 9929 5786 E info@marchesepartners.com
www.marchesepartners.com
Sydney · Brisbane · Canberra · Melbourne · Adelaide · Perth
London · Kuala Lumpur · Auckland
ABN 20 098 552 151

0 1 2

CLIENT
BSDSG

PROJECT
GRANVILLE PLACE

DRAWING TITLE
DETAIL SECTION XX AND YY

SCALE	DATE	DRAWN	CHECKED
1:50@A1 1:100@A3	17/06/2016	LP	EN

JOB	DRAWING	REVISION
16007	DA3.13	A

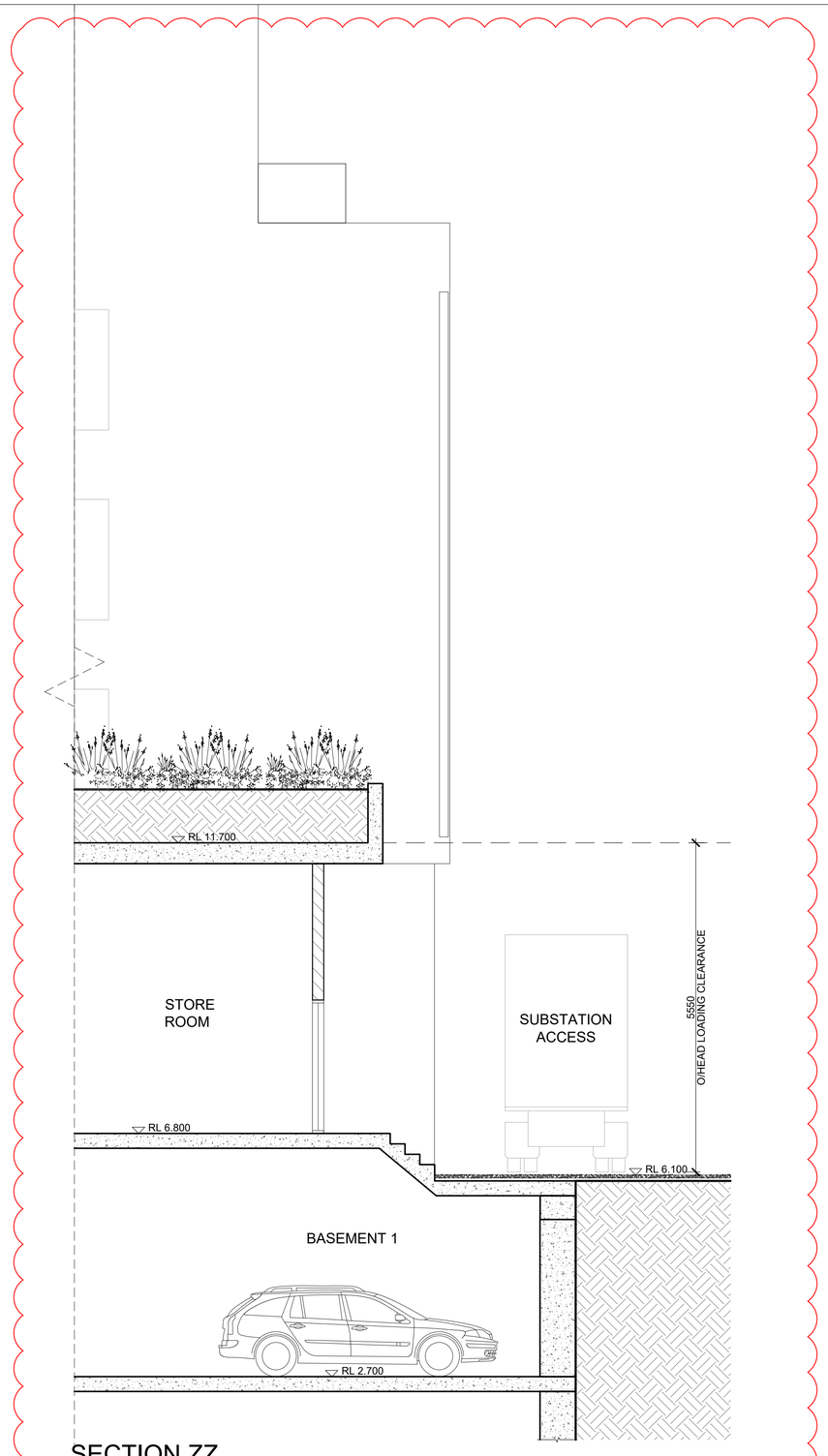

SECTION ZZ

IMPORTANT NOTES:

Do not scale from drawings. All dimensions shall be checked on site before commencement of work. All discrepancies shall be brought to the attention of the Architect. Larger scale drawings and written dimensions take precedence. This drawing is copyright and the property of the author, and must not be retained, copied or used without the express authority of MARCHESE PARTNERS INTERNATIONAL PTY. LTD.

REVISION	DATE	DESCRIPTION	BY
A	2018.07.12	SECTION 96 - 2	SD

marchesepartners

Marchese Partners International Pty Ltd
Level 1, 53 Walker Street. North Sydney, NSW 2060. Australia
P +61 2 9922 4375 F +61 2 9929 5786 E info@marchesepartners.com
www.marchesepartners.com
Sydney · Brisbane · Canberra · Melbourne · Adelaide · Perth
London · Kuala Lumpur · Auckland
ABN 20 098 552 151

0 1 2

CLIENT
BSDSG

DRAWING TITLE
DETAIL SECTION ZZ

PROJECT
GRANVILLE PLACE

SCALE	DATE	DRAWN	CHECKED
1:50@A1 1:100@A3	17/06/2016	LP	EN

JOB	DRAWING	REVISION
16007	DA3.14	A

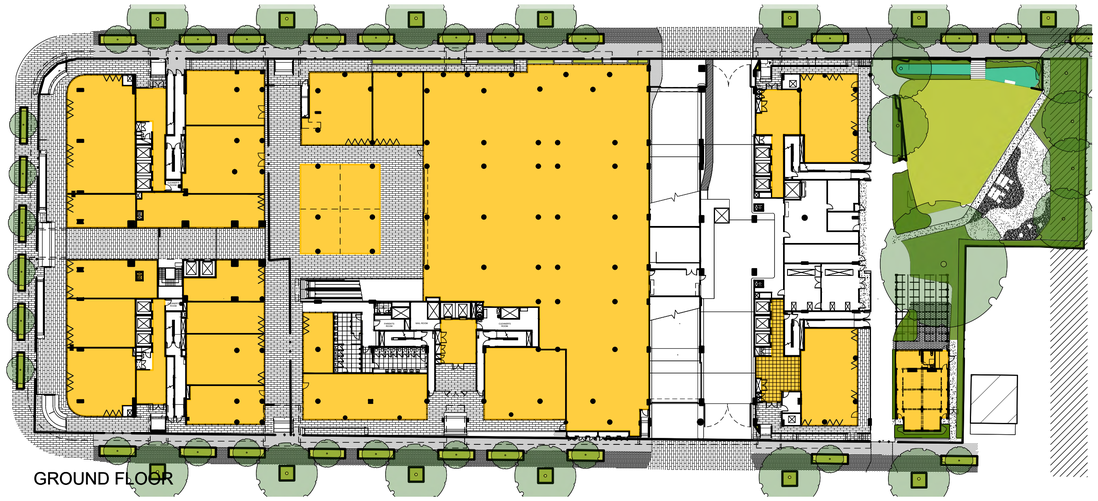

GROUND FLOOR

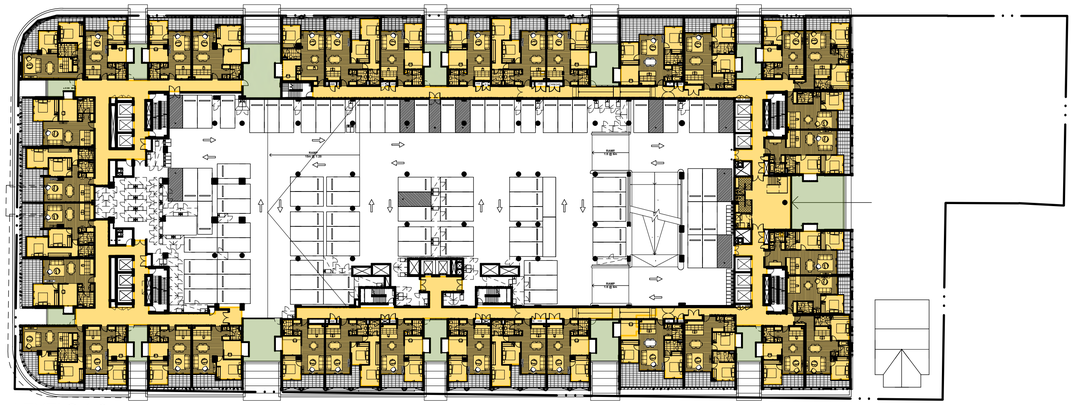

LEVELS 1-3

LEVEL 4

LEVELS 5-10

GFA CALCULATION AMENDED ACCORDINGLY TO THE FLOOR PLAN AMENDMENTS

GFA SUMMARY

LEVEL	GFA
B2	0
B1	130
G	4,382
1	3,214
2	3,180
3	3,137
4	2,733
5	2,758
6	2,758
7	2,758
8	2,758
9	2,758
10	2,758
11	2,751
12	2,751
13	2,751
14	2,110
15	2,110
16	2,110
17	2,110
18	2,110
19	2,110
20	2,110
TOTAL	56,347

LEVELS 11-13

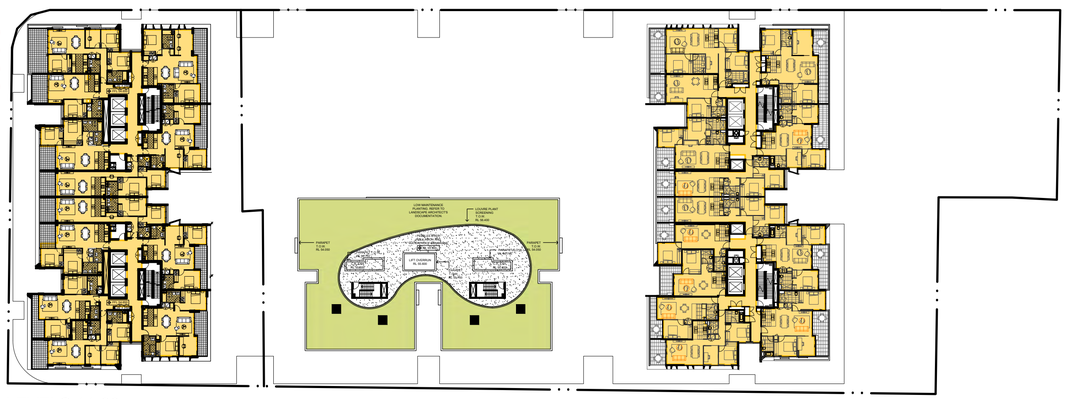

LEVELS 14-20

IMPORTANT NOTES:

Do not scale from drawings. All dimensions shall be checked on site before commencement of work. All discrepancies shall be brought to the attention of the Architect. Larger scale drawings and written dimensions take precedence. This drawing is copyright and the property of the author, and must not be retained, copied or used without the express authority of MARCHESE PARTNERS INTERNATIONAL PTY. LTD.

REVISION	DATE	DESCRIPTION	BY
A	2016.07.06	DEVELOPMENT APPLICATION	LP
B	2016.11.25	REQUEST FOR ADDITIONAL INFORMATION	LP
C	2016.12.20	REQUEST FOR ADDITIONAL INFORMATION	LP
D	2017.12.01	SECTION 96	PS
E	2018.02.15	SECTION 96	PS
F	2018.05.14	SECTION 96	PS
G	2018.06.27	SECTION 96 - 2	PS

marchesepartners

Marchese Partners International Pty Ltd
Level 1, 53 Walker Street. North Sydney, NSW 2060. Australia
P +61 2 9922 4375 F +61 2 9929 5786 E info@marchesepartners.com
www.marchesepartners.com
Sydney · Brisbane · Canberra · Melbourne · Adelaide · Perth
London · Kuala Lumpur · Auckland
ABN 20 098 552 151

NTS

CLIENT
BSDSG

PROJECT
GRANVILLE PLACE

DRAWING TITLE
GFA DIAGRAMS

SCALE	DATE	DRAWN	CHECKED
1:500 AT A1 1:1000 AT A3	17/06/2016	LP	PS

JOB	DRAWING	REVISION
16007	DA7.01	G